

# Manohar Chowdhry & Associates

CHARTERED ACCOUNTANTS

## REPORT OF THE INDEPENDENT AUDITOR ON THE SPECIAL PURPOSE FINANCIAL STATEMENTS

The Board of Directors  
eMudhra DMCC  
3006, One Lake Plaza, Cluster T  
Jumeriah Lake Towers  
PO Box no.32620, Dubai  
UAE

We have audited the accompanying financial statements of eMudhra DMCC ("Company") as per ICDR Regulations and the Securities and Exchange Board of India (Listing Obligations and Disclosure Requirements), 2015 ("LODR Regulations"). The financial statement comprises the balance sheet as at March 31, 2021, and the statement of profit and loss, and cash flow statement for the year then ended and a summary of significant accounting policies and other explanatory information. The financial statements have been prepared by the management of eMudhra DMCC in connection with its proposed Initial Public Offer of equity shares ("IPO") of eMudhra Limited ("Holding Company"), in accordance with the Indian Accounting Standards (referred to as "Ind AS") as prescribed under Section 133 of the Act read with Companies (Indian Accounting Standards) Rules 2015, as amended, and other accounting principles generally accepted in India

### Management's Responsibility for the Financial Statements

Management is responsible for the preparation of these financial statements in accordance with the Indian Accounting Standards (referred to as "Ind AS") as prescribed under Section 133 of the Act read with Companies (Indian Accounting Standards) Rules 2015, as amended, and other accounting principles generally accepted in India; the responsibility of Board of Directors includes the design, implementation and maintenance of internal control relevant to the preparation of financial statements that are free from material misstatement, whether due to fraud or error

### Auditor's Responsibility

Our responsibility is to express an opinion on these financial statements based on our audit. We conducted our audit in accordance with the Standards on Auditing issued by the Institute of Chartered Accountants of India (ICAI). Those Standards require that we comply with ethical requirements and plan and perform the audit to obtain reasonable assurance about whether the financial statements are free from material misstatement.

An audit involves performing procedures to obtain audit evidence about the amounts and disclosures in the financial statements. The procedures selected depend on the auditor's judgment, including the assessment of the risks of material misstatement of the financial statements, whether due to fraud or error. In making those risk assessments, the auditor considers internal control relevant to the entity's preparation and fair presentation of the financial statements in order to design audit procedures that are appropriate in the circumstances, but not for the purpose of expressing an opinion on the effectiveness of the entity's internal control. An audit also includes evaluating the appropriateness of



accounting policies used and the reasonableness of accounting estimates made by management, as well as evaluating the overall presentation of the financial statements.

We believe that the audit evidence we have obtained is sufficient and appropriate to provide a basis for our audit opinion.

**Opinion**

In our opinion, the financial statements of eMudhra DMCC for the year ended March 31, 2021 are prepared, in all material respects, in accordance with the Indian Accounting Standards (referred to as "Ind AS") as prescribed under Section 133 of the Act read with Companies (Indian Accounting Standards) Rules 2015, as amended, and other accounting principles generally accepted in India

**Basis of Accounting and Restriction on Distribution and Use**

Without modifying our opinion, we draw attention to Note 2 to the financial statements, which describes the basis of accounting. The financial statements are prepared by the management of eMudhra DMCC in connection with its proposed Initial Public Offer of equity shares ("IPO") of Company, in accordance with the Indian Accounting Standards (referred to as "Ind AS") as prescribed under Section 133 of the Act read with Companies (Indian Accounting Standards) Rules 2015, as amended, and other accounting principles generally accepted in India. As a result, the financial statements may not be suitable for another purpose. Our report is intended solely for the purpose of proposed Initial Public Offer (IPO) and should not be distributed to or used by any other parties and purpose.

Place of Signature - Bengaluru  
Date - October 14, 2021

For Manohar Chowdhry & Associates  
Chartered Accountants  
FRN:001997S



*Ashok Kumar Doddi*  
Ashok Kumar Doddi  
Partner  
M.No:217909

UDIN - 21217909 AAAADAS993

eMudhra DMCC

**Cash Flow Statement for the year**

(All amounts are in AED, unless otherwise stated)

Particulars	March 31, 2021	March 31, 2020
<b>A. Operating activities</b>		
Profit before tax	56,32,498	5,34,785
<b>Adjustments to reconcile profit/(loss) before tax to net cash flows:</b>		
Depreciation and amortisation expense	6,086	14,010
Finance cost	49,036	35,367
<b>Working capital adjustments:</b>		
Decrease/(Increase) in inventories	27,21,485	-
Decrease/(Increase) in trade receivable	(6,24,525)	9,35,426
Decrease/(Increase) in financial asset, loan	1,91,078	(1,91,078)
Decrease/(Increase) in other current assets	(9,39,193)	(10,78,848)
Increase/(Decrease) in trade payables	19,26,010	(43,59,596)
Increase/(Decrease) in non-current and current provision	1,72,326	1,59,098
Increase/(Decrease) in other current liabilities	3,26,728	(21,814)
<b>Total cash from operations</b>	<b>94,61,529</b>	<b>(39,72,650)</b>
<b>Net Cash flow from operating Activities (A)</b>	<b>94,61,529</b>	<b>(39,72,650)</b>
<b>B. Investing activities</b>		
Purchase of property, plant and equipment	-	(7,228)
Purchase of intangible assets	(39,56,940)	-
Investment in associate enterprise	(64,04,856)	-
<b>Net cash used in investing activities (B)</b>	<b>(1,03,61,796)</b>	<b>(7,228)</b>
<b>C. Financing Activities</b>		
Proceeds from short term borrowing	9,37,057	22,41,780
Proceeds of long term borrowings	(18,958)	8,111
Interest paid on Borrowings	(49,036)	(35,367)
<b>Net cash used in financing activities(C)</b>	<b>8,69,063</b>	<b>22,14,524</b>
<b>Net increase in cash and cash equivalents(D=A+B+C)</b>	<b>(31,204)</b>	<b>(17,65,354)</b>
<b>Cash and cash equivalents at the beginning of the financial year E)</b>	<b>2,79,135</b>	<b>20,44,489</b>
<b>Cash and cash equivalents at the end of the year (D+E)</b>	<b>2,47,931</b>	<b>2,79,135</b>

**Components of cash and cash equivalents as at end of the year**

	March 31, 2021	March 31, 2020
Balance with banks:		
- On current account	2,47,931	2,79,135
<b>Total cash and cash equivalents as per Balance Sheet</b>	<b>2,47,931</b>	<b>2,79,135</b>
<b>Cash and cash equivalents as per Statement of Cash Flow</b>	<b>2,47,931</b>	<b>2,79,135</b>


The accompanying notes are an integral part of the financial statements  
As per our report of even date

For Manohar Chowdhry & Associates  
Chartered Accountant  
Firm Registration Number: 001997S

Ashok Kumar Doddi  
Partner  
Membership No: 217909

UDIN: 21217909AAAADAS993

Place: Bengaluru  
October 14, 2021



For and on behalf of the Board of Directors  
of eMudhra DMCC

Arvind Srinivasan  
Director

Place: Dubai  
October 13, 2021



## eMudhra DMCC

## Balance sheet as at

(All amounts are in AED, unless otherwise stated)

Particulars	Notes	March 31,2021	March 31,2020
<b>ASSETS</b>			
<b>Non-current assets</b>			
Property, plant and equipment	3	4,221	9,215
Intangible assets	4	39,62,026	6,178
Other non-current assets	5	5,69,135	2,67,301
Investments	6	64,04,856	-
<b>Total Non-current assets</b>		<b>1,09,40,238</b>	<b>2,82,694</b>
<b>Current assets</b>			
Inventories	7	-	27,21,485
<b>Financial assets</b>			
Trade receivables	8	7,42,892	1,18,366
Cash and cash equivalents	9	2,47,931	2,79,135
Loans	10	-	1,91,078
Other current assets	11	17,97,224	11,59,865
<b>Total current assets</b>		<b>27,88,047</b>	<b>44,69,929</b>
<b>TOTAL ASSETS</b>		<b>1,37,28,285</b>	<b>47,52,623</b>
<b>EQUITY AND LIABILITIES</b>			
<b>Equity</b>			
Equity share capital	12	1,00,000	1,00,000
Other equity	13	61,08,363	4,94,823
<b>Total equity</b>		<b>62,08,363</b>	<b>5,94,823</b>
<b>Liabilities</b>			
<b>Non-current liabilities</b>			
<b>Financial liabilities</b>			
Provision	14	3,95,910	2,35,143
<b>Total Non-current liabilities</b>		<b>3,95,910</b>	<b>2,35,143</b>
<b>Current liabilities</b>			
<b>Financial liabilities</b>			
Borrowing	15	46,45,324	37,08,267
Trade payables	16	20,83,466	1,57,456
Provision	17	68,494	56,934
Other current liabilities	18	3,26,728	-
<b>Total current liabilities</b>		<b>71,24,012</b>	<b>39,22,657</b>
<b>Total liabilities</b>		<b>75,19,922</b>	<b>41,57,800</b>
<b>TOTAL EQUITY AND LIABILITIES</b>		<b>1,37,28,285</b>	<b>47,52,623</b>

## Summary of significant accounting policies

2


The accompanying notes are an integral part of the financial statements.

As per our report of even date

For Manohar Chowdhry &amp; Associates

Chartered Accountant

Firm Registration Number: 001997S



Ashok Kumar Doddi

Partner

Membership No: 217909

UDIN: 21217909AAAADA5993

Place: Bengaluru

October 14, 2021




For and on behalf of the Board of Directors

of eMudhra DMCC

Arvind Srinivasan

Director



Place: Dubai

October 13, 2021



eMudhra DMCC

Statement of profit and loss for the year

(All amounts are in AED, unless otherwise stated)

Particulars	Notes	March 31, 2021	March 31, 2020
<b>Income</b>			
Revenue from operations	19	1,45,75,287	37,34,468
Other income (net)	20	-	4,432
<b>Total revenue</b>		<b>1,45,75,287</b>	<b>37,38,900</b>
<b>Expenses</b>			
Operating expenses	21	22,17,025	-
Purchase of stock-in-trade	22	4,71,413	3,82,187
Changes in stock of finished goods	23	27,21,485	-
Employee benefit expenses	24	17,90,072	12,88,874
Finance costs	25	49,036	35,367
Depreciation and amortisation expense	26	6,086	14,010
Other expenses	27	16,87,672	14,83,677
<b>Total expenses</b>		<b>89,42,789</b>	<b>32,04,115</b>
<b>Profit/(Loss) before exceptional items and tax</b>		<b>56,32,498</b>	<b>5,34,785</b>
<b>Profit/(Loss) for the year</b>		<b>56,32,498</b>	<b>5,34,785</b>
<b>Other comprehensive income</b>			
Items that will not be reclassified to profit or loss:			
Remeasurement (loss)/gain on defined benefit plan		(18,958)	8,111
<b>Other comprehensive income/(loss) for the year</b>		<b>(18,958)</b>	<b>8,111</b>
<b>Total comprehensive income/(loss) for the year</b>		<b>56,13,540</b>	<b>5,42,896</b>
<b>Earnings per share (Nominal value of share AED 1000/- each)</b>	28		
Basic		56,325	5,348
Diluted		56,325	5,348
Summary of significant accounting policies	2		

The accompanying notes are an integral part of the financial statements.  
As per our report of even date

For Manohar Chowdhry & Associates

Chartered Accountant

Firm Registration Number: 001997S

D. Ashok

Ashok Kumar Doddi

Partner

Membership No: 217909



UDIN: 21217909AAAADA5993

Place: Bengaluru

October 14, 2021

For and on behalf of the Board of Directors  
of eMudhra DMCC

S. Arvind

Arvind Srinivasan

Director



Place: Dubai

October 13, 2021

## eMudhra DMCC

### Notes forming part of the restated standalone financial statements

#### 1. Corporate Information

eMudhra DMCC ("the company") provides eMudhra's various solutions and services like digital signatures, authentication solutions, paperless office solutions and other solutions around PKI technology. eMudhra stands for enabling a digital future with a foundation built on digital identity and trust.

The company is a subsidiary of eMudhra Limited ("eMudhra"), a public limited company incorporated and domiciled in India and has its registered office at Sai Arcade, No.56, 3<sup>rd</sup> Floor, Deverabeesanahalli, Bengaluru 560103, Karnataka, India.

The company is incorporated and domiciled in United Arab Emirates and has registered office at 3006, One Lake Plaza, Cluster T Jumeriah Lake Towers PO Box no.32620, Dubai UAE

The standalone restated financial statements are approved for issue by the Company's Board of Directors on October 14, 2021.

#### 2. Significant accounting policies

##### Basis of Preparation of Accounts

The standalone restated financial statements have been prepared in accordance with the Indian Accounting Standards (Ind AS) as notified under the Companies (Indian Accounting Standards) Rules, 2015.

The standalone restated financial statements have been prepared under historical cost convention basis except for certain financial assets and financial liabilities measured at fair value (refer accounting policies for financial instruments).

Accounting policies have been consistently applied except where a newly issued accounting standard is initially adopted or a revision to an existing accounting standard requires a change in the accounting policy hitherto in use. The Standalone restated Financial Statements have been presented in The Emirati Dirham (AED), which is the Company's functional currency. All financial information presented in AED, unless otherwise stated.

#### Critical estimates and judgments

##### I. Use of estimates

The preparation of standalone restated financial statements in conformity with generally accepted accounting principles in India requires management to make estimates, judgements and assumptions that affect the reported amounts of assets and liabilities and the disclosure of contingent liabilities on the date of the financial statements. The application of accounting policies that require critical accounting policies that require critical accounting estimates, judgements and the use of assumptions in these financial



Registered Office  
3006, One Lake Plaza, Cluster T  
Jumeriah Lake Towers PO Box no.32620, Duabi  
UAE



statements and therefore actual results could differ from those estimates. Any revision to accounting estimates is recognised prospectively in current and future periods.

The company has considered the possible effects that may from the pandemic relating to COVID-19 on the carrying amounts of financial and non-financial assets. In developing the assumptions relating to the possible future uncertainties in the global economic conditions because of this pandemic, the Company has, at the date of approval of these restated financial statements, used internal and external sources of information including credit reports and related information and economic forecasts and expects that the carrying amount of these assets will be recovered. The impact of COVID-19 on the Company's restated financial statements may differ from that estimated as at the date of approval of these standalone restated financial statements.

## II. Current versus non-current classification

The company presents assets and liabilities in the balance sheet based on current/non-current classification. All the assets and liabilities have been classified as current/non-current as per the Company's normal operating cycle and other criteria set out in Division II to Schedule III of the Companies Act, 2013.

Based on the nature of services and their realization in cash and cash equivalents, the company has ascertained its operating cycle as 12 months for the purpose of current and non-current classification of assets and liabilities.

Deferred tax assets and liabilities are classified as non-current only

## III. Critical accounting estimates and judgments

### a. Revenue recognition and expenses

The Company's contracts/sales orders with customers include promises to transfer multiple products/services ("performance obligations") to a customer. Revenues from customer contracts/sales orders ("transaction price") are considered for recognition and measurement when the contracts/sales orders have been accepted, expressed /implied, by the parties to the contract, the parties to contract/sales order are committed to perform their respective obligations under the contract/sales order, and the contract/sales order is legally enforceable.

Revenue from fixed-price maintenance contracts is recognized by estimating the Proportionate completion method when the pattern of benefits from the services rendered to the customer and the Company's costs to fulfil the contract is not even through the period of the contract because the services are generally discrete in nature and not repetitive. Revenues in excess of billing are classified as unbilled revenue in our financial statements.

Provisions for estimated losses, if any, on uncompleted contracts are recorded in the period in which such losses become probable based on the estimated efforts or costs to complete the contract.



Registered Office  
3006, One Lake Plaza, Cluster T  
Jumeriah Lake Towers PO Box no.32620, Dubai  
UAE



## eMudhra DMCC

### Notes forming part of the restated standalone financial statements

---

For software development and related services, the performance obligations are satisfied as and when the services are rendered since the customer generally obtains control of the work as it progresses. Revenue from licenses where the customer obtains a "right to use" the licenses is recognized at the time the license is made available to the customer.

Arrangements to deliver software products generally have three elements viz. license fee, implementation/integration fee and Annual maintenance contracts ("AMC"). Where the license is required to be substantially customized as part of the implementation service the entire arrangement fee for license and implementation is considered to be a single performance obligation and the revenue is recognized using the percentage-of-completion method as the implementation is performed. Revenue from client training, support and other services arising due to the sale of software products is recognized as the performance obligations are satisfied. AMC revenue is recognized ratably on a straight-line basis over the period in which the services are rendered except in those cases where contract/sales order value is less than equivalent AED of INR 1 million. For cases, where it is less than equivalent AED of INR 1 million, the same is recognised in the period in which it is billed.

In trust services and in SaaS based offering, the revenues are recognised as and when the performance obligations are transferred for negotiated price, called as transaction price, and it is highly probable that the company will be able to collect the transaction price due under the contract/sales orders or otherwise.

#### **Interest Income:**

Interest income is recognized on a time proportion basis taking into account the amount outstanding and the rate applicable.

#### **Dividend Income:**

Dividend income is accounted for when the right to receive the same is established, which is generally when shareholders approve the dividend.

#### **Other Income:**

Other income is accounted for on accrual basis except where the receipt of income is uncertain in which case it is accounted for on receipt basis.

#### **Expenses:**

Expenses are accounted for on accrual basis and provisions are made for all known liabilities and losses. Those expenses spread across multiple financial years have been amortised on straight line basis over the period in which the services are received except in those cases where the contract/purchase order value is less than equivalent AED of INR 1 million. For cases, where it is less than equivalent AED of INR 1 million, the same is expensed off in the period in which it is billed.

#### **b. Property, Plant and equipment**

Property, plant and equipment's (PPE) are stated at cost less accumulated depreciation and impairment losses, if any. Cost of acquisition includes directly attributable costs for bringing the assets to its present location and use.

The cost of an item of PPE comprises its purchase price net of any trade discounts and rebates, any import duties and other taxes (other than those subsequently



Registered Office  
3006, One Lake Plaza, Cluster T  
Jumeriah Lake Towers PO Box no.32620, Dubai  
UAE



## eMudhra DMCC

### Notes forming part of the restated standalone financial statements

recoverable from the tax authorities), any directly attributable expenditure on making the asset ready for its intended use, other incidental expenses and interest on borrowings attributable to acquisition of qualifying assets up to the date the asset is ready for its intended use. Subsequent expenditures on the qualifying assets are capitalized only if it is probable that the future economic benefits will flow to the company.

Gains or losses arising from derecognition of a property, plant and equipment are measured as the difference between the net disposal proceeds and the carrying amount of the asset and are recognised in the Statement of Profit and Loss when the assets derecognized.

Depreciation on PPE is provided as per straight line method as per the below table

Asset Type	Depreciation Method	Depreciation [%]
Building improvement	Straight line method	25%
Furniture and fixtures	Straight line method	25%
Computers	Straight line method	33.66%

#### c. Intangible Assets

Intangibles are stated at the acquisition price including directly attributable costs for bringing the asset into use, less accumulated amortization and impairment. Direct expenditure, if any, incurred for internally developed intangibles from which future economic benefits are expected to flow over a period of time is treated as intangible asset.

Intangible assets are amortised on straight-line basis over a period of 10 years, based on management estimate. The amortization period and the amortization method are reviewed at the end of each financial year. Depreciation / Amortization is charged on a pro-rata basis on assets purchased/ sold during the year, with reference to date of installation/ disposal.

#### d. Borrowings and Borrowing costs

Borrowings are recognised initially at fair value, net of transaction costs incurred. Borrowings are subsequently stated at amortised cost.

Borrowing costs directly attributable to the acquisition, construction or production of qualifying assets, which are assets that necessarily take a substantial period of time to get ready for their intended use, are added to the cost of those assets, until such time as the assets is substantially ready for their intended use.

Interest income earned on the temporary investment of specific borrowings pending their expenditure on qualifying assets is deducted from the borrowing costs eligible for capitalisation.

All other borrowing costs are recognised in profit or loss in the period in which they are incurred.



Registered Office  
3006, One Lake Plaza, Cluster T  
Jumeriah Lake Towers PO Box no.32620, Dubai  
UAE



**e. Financial Instruments**

**Initial measurement**

The company recognizes financial assets and financial liabilities when it becomes a party to the contractual provisions of the instrument. All financial assets and liabilities are recognized at fair value on initial recognition except for the trade receivables which are initially measured at transaction price. Transaction costs that are directly attributable to the acquisition or issue of financial assets and financial liabilities, which are not at fair value through profit or loss, are added to or deducted from the fair value on initial recognition.

**Subsequent measurement [non-derivative financial instruments]**

**Financial assets carried at amortized cost**

A financial asset is subsequently measured at amortized cost if it is held within a business model whose objective is to hold the asset in order to collect contractual cash flows and the contractual terms of the financial asset give rise on specified dates to cash flows that are solely for payments of principal and interest on the principal amount outstanding.

**Financial assets at fair value through other comprehensive income [FVTOCI]**

A financial asset is subsequently measured at fair value through other comprehensive income if it is held within a business model whose objective is achieved by both collecting contractual cash flows and selling financial assets and the contractual terms of the financial asset give rise on specified dates to cash flows that are solely for payments of principal and interest on the principal amount outstanding. The Company has made an irrevocable election for its investments which are classified as equity instruments to present the subsequent changes in fair value in other comprehensive income based on its business model.

**Financial assets at fair value through profit or loss [FVTPL]**

A financial asset which is not classified in any of the above categories are subsequently fair valued through profit or loss.

**Financial Liabilities at amortized cost**

Financial liabilities are subsequently carried at amortized cost using the effective interest method except financial liabilities carried at fair value through profit and loss or an entity had opted to measure a liability at fair value through profit or loss.

**Financial liability at fair value through profit or loss [FVTPL]**


A Financial Liability is classified as at FVTPL if it is classified as held-for-trading or it is a derivative (that does not meet hedge accounting requirements) or it is designated as such on initial recognition.

**Investment in Subsidiaries and associates**

Investment in subsidiaries and Associates are measured at cost less impairment.

**Share Capital - Ordinary Shares**

An equity instrument is a contract that evidences residual interest in the assets of the company after deducting all its liabilities. Equity instruments recognized by the company are recognized at the proceeds received net of direct issue cost.



## eMudhra DMCC

### Notes forming part of the restated standalone financial statements

#### De-recognition of financial instruments

The company derecognizes a financial asset when the contractual rights to the cash flows from the financial asset expire or it transfers the financial asset and the transfer qualifies for de-recognition under Ind AS 109. A financial liability (or a part of a financial liability) is derecognized from the Company's Balance Sheet when the obligation specified in the contract is discharged or cancelled or expires.

#### Fair value measurement of financial instruments

Fair value is the price that would be received on sale of an asset or paid to transfer a liability in an orderly transaction between market participants at the measurement date. The fair value measurement is based on the presumption that the transaction to sell the asset or transfer the liability takes place either:

- In the principal market for the asset or liability, or
- In the absence of a principal market, in the most advantageous market which can be accessed by the Company for the asset or liability

The fair value of an asset or a liability is measured using the assumptions that market participants would use when pricing the asset or liability, assuming that market participants act in their economic best interest. The Company uses valuation techniques that are appropriate in the circumstances and for which sufficient data are available to measure fair value, maximizing the use of relevant observable inputs and minimizing the use of unobservable inputs.

All assets and liabilities for which fair value is measured or disclosed in the financial statements are categorized within the fair value hierarchy, described as follows, based on the lowest level input that is significant to the fair value measurement as a whole:

- Level 1 Quoted (unadjusted) market prices in active markets for identical assets or liabilities;
- Level 2 Valuation techniques for which the lowest level input that is significant to the fair value measurement is directly or indirectly observable;
- Level 3 Valuation techniques for which the lowest level input that is significant to the fair value measurement is unobservable


For assets and liabilities that are recognized in the financial statements on a recurring basis, the Company determines whether transfers have occurred between levels in the hierarchy by reassessing categorization (based on the lowest level input that is significant to the fair value measurement as a whole) at the end of each reporting period.

#### f. Impairment of assets

##### Financial Assets

The Company recognizes loss allowances using the expected credit loss (ECL) model for the financial assets which are not fair valued through profit or loss. Loss allowance

for trade receivables with no significant financing component is measured at an amount equal to lifetime ECL. The amount of expected credit losses (or reversal) that is required to adjust the loss allowance at the reporting date to the amount that is required to be recognized is recognized as an impairment gain or loss in profit or loss.



Registered Office  
3006, One Lake Plaza, Cluster T  
Jumeriah Lake Towers PO Box no.32620, Dubai  
UAE



**Non-Financial Assets**

**Intangible assets and property, plant and equipment**

Intangible assets and property, plant and equipment are evaluated for recoverability whenever events or changes in circumstances indicate that their carrying amounts may not be recoverable. For the purpose of impairment testing, the recoverable amount (i.e., the higher of the fair value less cost to sell and the value-in-use) is determined on an individual asset basis.

If such assets are considered to be impaired, the impairment to be recognized in the Statement of Profit and Loss is measured by the amount by which the carrying value of the assets exceeds the estimated recoverable amount of the asset. An impairment loss is reversed in the statement of profit and loss if there has been a change in the estimates used to determine the recoverable amount. The carrying amount of the asset is increased to its revised recoverable amount, provided that this amount does not exceed the carrying amount that would have been determined (net of any accumulated amortization or depreciation) had no impairment loss been recognized for the asset in prior years.

**g. Leases**

The company assesses whether a contract contains a lease at the inception of the contract. A contract is or contains a lease if the contract conveys the right to control the use of the identifiable assets for a period of time in exchange of consideration. To assess, whether a contract contains the right of control of the identifiable assets, the company identifies the following matters

- i. the contract involves the use of identifiable assets
- ii. the company has substantially all the economic benefits from the use of assets through the period of lease.
- iii. the company has the right to direct the use of assets.

At the date of commencement of lease the company recognizes right-of-use [ROU] asset and corresponding lease liability for all the such arrangements. However, in case of leases for a period of duration which is below of 12 months or less [short-term leases] and low value leases, the company recognizes the lease payments as an expense on a straight line basis over the lease period.

ROU assets are initially recognized at cost, which comprises of the initial amount of the lease liability adjusted for any lease payments made at or prior to the commencement date of lease plus any additional direct costs less any lease incentives. ROU assets are depreciated from the commencement date on a straight-line basis over the shorter of the lease term and useful life of the underlying asset.

For the purpose of impairment testing, the recoverable amount (i.e. the higher of the fair value less cost to sell and the value-in-use) is determined on an individual asset basis unless the asset does not generate cash flows that are largely independent of those from other assets. In such cases, the recoverable amount is determined for the Cash Generating Unit (CGU) to which the asset belongs.

The lease liability is initially measured at amortized cost at the present value of the future lease payments. The lease payments are discounted using the interest rate implicit in the lease or, if not readily determinable, using the incremental borrowing



Registered Office  
3006, One Lake Plaza, Cluster T  
Jumeriah Lake Towers PO Box no.32620, Dubai  
UAE



## eMudhra DMCC

### Notes forming part of the restated standalone financial statements

rates in the country of domicile of these leases. Lease liabilities are remeasured with a corresponding adjustment to the related ROU asset if the Company changes its assessment of whether it will exercise an extension or a termination option. Lease liability and ROU asset have been separately presented in the Balance Sheet and lease payments have been classified as financing cash flows.

#### **h. Foreign Currency Transactions**

All transactions denominated in foreign currency are recorded at the exchange rate prevailing on the date when the relevant transactions take place.

Exchange differences arising on foreign exchange transactions settled during the year are recognized in the Statement of Profit and Loss of the year. Monetary assets and liabilities in the form of Loans, Current Assets and Current Liabilities in foreign currency, which are outstanding as at the year-end, are translated at the year-end closing exchange rate and the resultant exchange differences are recognized in the Statement of Profit and Loss.

The premium or discount arising at the inception of the forward exchange contracts related to underlying receivables and payables, if any, are amortized as an expense or income recognized over the period of the contracts. Gains or losses on renewal or cancellation of foreign exchange forward contracts are recognized as income or expense for the period.

Investments in overseas entity are recognized at the relevant exchange rates prevailing on the date of investments.

All transactions of the foreign branch during the year are included in the accounts at the rate of exchange prevailing at the end of the month in which the transactions took place. Net Gain / Loss in foreign currency transactions are recognized in the Statement of Profit and Loss. Monetary assets and liabilities are translated at the rates prevailing on the balance sheet date.


#### **i. Employee Benefits**

**Short-term employee benefits** - Employee benefits payable wholly within twelve months of rendering the service are classified as short-term employee benefits and are recognized in the period in which the employee renders the related service.

**Post-employment benefits (defined benefit plans)** - The employees' gratuity scheme is a defined benefit plan. In accordance with the End of service benefits directives issued by time to time, the Company provides for gratuity for the eligible employees. The Gratuity Plan provides a lump sum payment to vested employees at retirement, death, incapacitation or termination of employment, of an amount based on the respective employee's salary and the tenure of employment with the Company. The present value of the obligation under such defined benefit plan is determined at each Balance Sheet date based on an actuarial valuation using projected unit credit method. The discount rate is based on the prevailing market yields of Indian government securities. Gains and Losses through re-measurement of the net defined benefit liability / (asset) are recognized in Other Comprehensive Income.



Registered Office  
3006, One Lake Plaza, Cluster T  
Jumeriah Lake Towers PO Box no.32620, Duabi  
UAE



## eMudhra DMCC

### Notes forming part of the restated standalone financial statements

**Post-employment benefits (defined contribution plans)** – Contributions to the provident fund is defined contribution plan and is recognized as an expense in the Statement of Profit and Loss in the period in which the contribution is due. Both the employee and the Company make monthly contributions to the provident fund scheme equal to the specified percentage of the covered employees' basic salary.

**Long-term employee benefits** – Long-term employee benefits comprise of compensated absences and other employee incentives, if any. These are measured based on an actuarial valuation carried out by an independent actuary at each Balance Sheet date unless they are insignificant. Actuarial gains and losses and past service costs are recognized in the Statement of Profit and Loss.

**j. Earnings per Share (EPS)**

Basic earnings per share is computed by dividing the net profit after tax by the weighted average number of equity shares outstanding during the period. Diluted earnings per share is computed by dividing the profit after tax by the weighted average number of equity shares considered for deriving basic earnings per share and also the weighted average number of equity shares that could have been issued upon conversion of all dilutive potential equity shares. The diluted potential equity shares are adjusted for the proceeds receivable had the shares been actually issued at fair value which is the average market value of the outstanding shares. Dilutive potential equity shares are deemed converted as of the beginning of the period, unless issued at a later date. Dilutive potential equity shares are determined independently for each period presented.

**k. Cash and Cash Equivalents**

Cash and Cash equivalents comprises cash and calls on deposit with banks and corporations. The Company considers all highly liquid financial instruments, which are readily convertible into cash and have original maturities of three months or less from the date of purchase, to be cash equivalent.

**l. Cash Flow Statement**

Cash flows are reported using the indirect method, whereby profit before tax is adjusted for the effects of transactions of a non-cash nature, any deferrals or accruals of past or future operating cash receipts or payments and items of income or expenses associated with investing or financing cash flows. The cash flows from operating, investing and financing activities of the Company are segregated.

**m. Dividends**

Final dividends on shares are recorded as a liability on the date of approval by the shareholders and interim dividends are recorded as a liability on the date of declaration by the Company's Board of Directors.

**n. Provisions and Contingencies**

Provisions are recognized when the Company has a present obligation as a result of a past event, for which it is probable that an outflow of resources will be required to settle the obligation and a reliable estimate of the amount of the obligation can be



Registered Office  
3006, One Lake Plaza, Cluster T  
Jumeriah Lake Towers PO Box no.32620, Dubai  
UAE



## eMudhra DMCC

### Notes forming part of the restated standalone financial statements

---

made. Provision is not discounted to its present value and is determined based on the last estimate required to settle the obligation at the year end.

Contingent liabilities are not provided for and are disclosed by way of notes to accounts, where there is an obligation that may, but probably will not, require outflow of resources.

Where there is a possible obligation in respect of which the likelihood of outflow of resources is remote, no provision or disclosure is made.

Provisions are reviewed at each balance sheet date and adjusted to reflect the current best estimate. If it is no longer probable that the outflow of resources would be required to settle the obligation, the provision is reversed.

Contingent assets are neither recognized nor disclosed in the financial statements.

#### **o. Inventories**

Inventories are valued at the lower of first in first out [FIFO] cost basis and estimated net realisable value (net of allowances) after providing for obsolescence and other losses, where considered necessary. The cost comprises of cost of purchase, cost of conversion and other costs including appropriate production overheads in the case of finished goods and work-in-progress, incurred in bringing such inventories to their present location and condition. Trade discounts or rebates are deducted in determining the costs of purchase. Net realisable value represents the estimated selling price for inventories less all estimated costs of completion and costs necessary to make the sale.



---

Registered Office  
3006, One Lake Plaza, Cluster T  
Jumeriah Lake Towers PO Box no.32620, Duabi  
UAE



eMudhra DMCC

Notes forming part of the financial statements

(All amounts are in AED, unless otherwise stated)

3 Property, plant and equipment

Particulars	Amount
<b>Year ended March 31, 2021</b>	
<b>Gross carrying amount</b>	
As at April 01, 2019	2,92,033
Additions	7,229
Disposals	-
<b>As at March 31, 2020</b>	<b>2,99,262</b>
Additions	-
Disposals	-
<b>As at March 31, 2021</b>	<b>2,99,262</b>
<b>Accumulated Amortisation</b>	
As at April 01, 2019	2,77,662
Charges for the year	12,385
Disposals	-
<b>As at March 31, 2020</b>	<b>2,90,047</b>
Charges for the year	4,994
Disposals	-
<b>As at March 31, 2021</b>	<b>2,95,041</b>
<b>Net block</b>	
As at March 31, 2020	9,215
As at March 31, 2021	4,221



eMudhra DMCC

Notes forming part of the financial statements

(All amounts are in AED, unless otherwise stated)

4 Intangible assets

Particulars	Amount
<b>Year ended March 31, 2021</b>	
Gross carrying amount	
As at April 01, 2019	13,005
Additions	-
Disposals	-
As at March 31, 2020	13,005
Additions	39,56,940
Disposals	-
As at March 31, 2021	39,69,945
<b>Accumulated Amortisation</b>	
As at April 01, 2019	5,202
Charges for the year	1,625
Disposals	-
As at March 31, 2020	6,827
Charges for the year	1,092
Disposals	-
As at March 31, 2021	7,919
<b>Net block</b>	
As at March 31, 2020	6,178
As at March 31, 2021	39,62,026



## eMudhra DMCC

## Notes forming part of the financial statements

(All amounts are in AED, unless otherwise stated)

Note	Particulars	March 31,2021	March 31,2020
5	<b>Other non-current assets</b>		
	Refundable deposits	41,773	41,645
	Prepaid Expenses	5,27,362	2,25,656
	<b>Total</b>	<b>5,69,135</b>	<b>2,67,301</b>
6	<b>Investments</b>		
	<b>Unquoted</b>		
	<b>Associates [at cost]</b>		
	Investment in PT eMudhra Technologies Indonesia [147,500 (2020:NIL) equity shares of USD 1 each]	5,60,056	-
	Investment in PT eMudhra Technologies Indonesia [1,600,000(2020: NIL) preference shares of USD 1 each]	58,44,800	-
	<b>Total</b>	<b>64,04,856</b>	<b>-</b>
7	<b>Inventories</b>		
	Stock in trade	-	27,21,485
	<b>Total</b>	<b>-</b>	<b>27,21,485</b>
8	<b>Trade receivables</b>		
	Trade receivables	7,42,892	1,18,366
	<b>Total</b>	<b>7,42,892</b>	<b>1,18,366</b>
	<b>Current portion</b>	<b>7,42,892</b>	<b>1,18,366</b>
	<b>Breakup of security details:</b>		
	<b>Particulars</b>		
	Unsecured, considered good	7,42,892	1,18,366
9	<b>Cash and cash equivalents</b>		
	Balance with banks:		
	- On current accounts	2,47,931	2,79,135
	<b>Total</b>	<b>2,47,931</b>	<b>2,79,135</b>
10	<b>Loans</b>		
	<b>Unsecured loans to</b>		
	Associate companies	-	1,91,078
	<b>Total</b>	<b>-</b>	<b>1,91,078</b>
11	<b>Other current assets</b>		
	<b>Other financial assets at amortised cost</b>		
	Unbilled revenue	17,96,724	10,85,224
	Travelling and other advances to employees	500	73,104
	Balance with government authorities	-	1,537
	<b>Total</b>	<b>17,97,224</b>	<b>11,59,865</b>



## 12 Equity share capital

## (i) Authorised equity share capitals

Particulars	No. of Shares	Amount
As at April 01, 2019	100	1,00,000
Increase during the year	-	-
As at March 31, 2020	100	1,00,000
Increase during the year	-	-
As at March 31, 2021	100	1,00,000

## (ii) Issued, subscribed and paid-up equity share capital

Particulars	No. of Shares	Amount
As at April 01, 2019	100	1,00,000
Increase during the year	-	-
As at March 31, 2020	100	1,00,000
Increase during the year	-	-
As at March 31, 2021	100	1,00,000

The company has only one class of equity shares having par value of AED 1000 per share. Each holder of equity shares is entitled to one vote per share.

In the event of liquidation of the Company, the holders of equity shares will be entitled to receive remaining assets of the Company, after distribution of all preferential amounts. The distribution will be in proportion to the number of equity shares held by each shareholder.

## (iii) Reconciliation of the equity share outstanding at the beginning and at the end of the year:

Particulars	March 31, 2021		March 31, 2020	
	No. of Shares	Amount	No. of Shares	Amount
Share outstanding at the beginning of the year	100	1,00,000	100	1,00,000
Share issued during the year	-	-	-	-
Share outstanding at the end of the year	100	1,00,000	100	1,00,000

## (iv) Details of shareholders holding more than 5% shares in the Company

Name of the shareholder	March 31, 2021		March 31, 2020	
	No. of Shares	% Holding	No. of Shares	% Holding
Mythili Srinivasan	15	15%	15	15%
V Srinivasan	34	34%	34	34%
eMudhra Limited	51	51%	51	51%



eMudhra DMCC

Notes forming part of the financial statements

(All amounts are in AED, unless otherwise stated)

Note	Particulars	March 31,2021	March 31,2020
<b>13</b>	<b>Other equity</b>		
	Retained earnings [refer note 13.1 below]	60,85,894	4,53,396
	Total other comprehensive income [refer note 13.2 below]	22,469	41,427
	<b>Total</b>	<b>61,08,363</b>	<b>4,94,823</b>
<b>13.1</b>	<b>Retained earnings</b>		
	Balance at the beginning of the year	4,53,396	(81,389)
	Restated Profit/ (Loss) for the year	56,32,498	5,34,785
	<b>Balance as at the end of the year</b>	<b>60,85,894</b>	<b>4,53,396</b>
<b>13.2</b>	<b>Total comprehensive income for the year</b>		
	Opening Balance	41,427	33,316
	Add:Other comprehensive income for the year	(18,958)	8,111
	<b>Balance as at the end of the year</b>	<b>22,469</b>	<b>41,427</b>



**eMudhra DMCC****Notes forming part of the financial statements**

(All amounts are in AED, unless otherwise stated)

Note	Particulars	March 31,2021	March 31,2020
<b>14</b>	<b>Provision</b>		
	Provision for gratuity [ refer note 30]	1,53,276	1,03,469
	Employee benefits payable	2,42,634	1,31,674
	<b>Total</b>	<b>3,95,910</b>	<b>2,35,143</b>
<b>15</b>	<b>Borrowing</b>		
	Unsecured loan from the director	10,00,000	-
	Unsecured loan from associate company	36,45,324	37,08,267
	<b>Total</b>	<b>46,45,324</b>	<b>37,08,267</b>
<b>16</b>	<b>Trade payables</b>		
	Total outstanding dues to Creditors other than Micro Enterprises and Small Enterprises	20,83,466	1,57,456
	<b>Total</b>	<b>20,83,466</b>	<b>1,57,456</b>
<b>17</b>	<b>Provision</b>		
	Other payables towards contractual obligations	1,500	2,749
	Provision for gratuity [ refer note 30]	66,994	54,185
	<b>Total</b>	<b>68,494</b>	<b>56,934</b>
<b>18</b>	<b>Other current liabilities</b>		
	Advance from customers	2,71,311	-
	Statutory dues	55,417	-
	<b>Total</b>	<b>3,26,728</b>	<b>-</b>



## eMudhra DMCC

## Notes forming part of the financial statements

(All amounts are in AED, unless otherwise stated)

Note	Particulars	March 31, 2021	March 31, 2020
<b>19</b>	<b>Revenue from operations</b>		
	Sale of software solutions/services	1,45,75,287	37,32,815
	Sale of accessories	-	1,653
	<b>Total</b>	<b>1,45,75,287</b>	<b>37,34,468</b>
	<b>I. Segment wise revenue</b>		
	Cyber security and digital transformation solutions	1,45,75,287	37,34,468
<b>20</b>	<b>Other income (net)</b>		
	Foreign exchange gain	-	4,432
	<b>Total</b>	<b>-</b>	<b>4,432</b>
<b>21</b>	<b>Operating expenses</b>		
	Commission expenses	1,70,294	-
	Licence cost	20,46,731	-
	<b>Total</b>	<b>22,17,025</b>	<b>-</b>
<b>22</b>	<b>Purchases of stock-in-trade</b>		
	Purchase of Hardware	4,250	-
	SSL Certificates	4,67,163	3,82,187
	<b>Total</b>	<b>4,71,413</b>	<b>3,82,187</b>
<b>23</b>	<b>Changes in inventories of stock-in-trade</b>		
	<b>Finished Goods/services:</b>		
	<b>Opening stock:</b>		
	SSL Certificates	27,21,485	27,21,485
	<b>Closing stock:</b>		
	Signing Counts	-	27,21,485
	<b>Total</b>	<b>27,21,485</b>	<b>-</b>
<b>24</b>	<b>Employee benefit expense</b>		
	End of service benefits	43,657	43,762
	Salaries, allowances and bonus	17,24,600	11,76,071
	Staff welfare expenses	21,815	69,041
	<b>Total</b>	<b>17,90,072</b>	<b>12,88,874</b>
<b>25</b>	<b>Financial costs</b>		
	Interest expenses	49,036	35,367
	<b>Total</b>	<b>49,036</b>	<b>35,367</b>
<b>26</b>	<b>Depreciation and amortisation expense</b>		
	Amortisation on intangible assets	1,092	1,625
	Depreciation on plant, property and equipment	4,994	12,385
	<b>Total</b>	<b>6,086</b>	<b>14,010</b>
<b>27</b>	<b>Other expenses</b>		
	Admin expenses	51,519	47,207
	Auditors' remuneration	8,250	5,500
	Business Promotion Expenses	8,964	2,000
	Communication expenses	56,302	17,059
	Fees rates and taxes	47,738	81,764
	Forex Gain/Loss	36,475	0.00
	Insurance expenses	63,541	17,594
	Legal and professional expenses	13,86,712	9,87,766
	Meeting and conference	-	8,037
	Miscellaneous expense	22	1,297
	Printing and Stationery	242	424
	Technology expenses	7,478	1,696
	Travel and Boarding expenses	20,429	3,13,333
	<b>Total</b>	<b>16,87,672</b>	<b>14,83,677</b>



eMudhra DMCC

Notes forming part of the financial statements

(All amounts are in AED, unless otherwise stated)

Note	Particulars		March 31, 2021	March 31, 2020
28	Earnings per share			
	<b>Basic:</b>			
	Profit after tax	A	56,32,498	5,34,785
	Weighted average number of shares outstanding	B	100	100
	Basic EPS	A/B	56,324.98	5,347.85
	<b>Diluted</b>			
	Profit after tax	A	56,32,498	5,34,785
	Weighted average number of shares outstanding	B	100	100
	Diluted EPS	A/B	56,324.98	5,347.85



29 Annexure VI- 29 :Notes forming part of the Financial Information of eMudhra DMCC

(All amounts are in AED, unless otherwise stated)

A. Disclosure related to subsidiary, associate and group companies

1 Particulars of subsidiary, associate and group companies :

SI No	Name of the company	Address	Relationship	March 31,2021	March 31,2020
1	eMudhra (MU) Limited	10, Frere Felix de Valois Steet, Port Louis, Mauritius.	Group /Holding company	NA	NA
2	eMudhra Technologies Limited	#56, Sai Arcade, Deverabesenahalli, Bangalore, Karnataka	Group Company	NA	NA
3	eMudhra consumer Services Limited	#56, Sai Arcade, Deverabesenahalli, Bangalore, Karnataka	Group Company	NA	NA
4	eMudhra INC	97 Cedar Grove Lane Suite 202 Simerset, NJ 08873	Group Company	NA	NA
5	eMudhra PTE Limited	#03-01,1 Phillip Street Royal one Phillip Singapore 486592	Group Company	NA	NA
6	Taarav PTE Limited	#03-01,1 Phillip Street Royal one Phillip Singapore 486592	Group Company	NA	NA
7	eMudhra Limited	#56, Sai Arcade, Deverabesenahalli, Bangalore, Karnataka	Holding / Group company	51%	51%
8	eMudhra BV	Wilhelmina Van Pruisenwg' 0014, 2595AN- 'Sgravenhage The Netherlands	Group Company	NA	NA
9	Smart Craft Private Limited	#56, Sai Arcade, Deverabesenahalli, Bangalore, Karnataka	Group Company	NA	NA
10	Cedar Grove Real Estates Private Limited	#56, Sai Arcade, Deverabesenahalli, Bangalore, Karnataka	Group Company	NA	NA
11	Bluesky Infotech [Partnership firm]	#56, Sai Arcade, Deverabesenahalli, Bangalore, Karnataka	Group entity	NA	NA
12	Bluesky Infotech [Partnership firm]	2nd Floor, Tek Tower 11 Rajiv Gandhi Salai (OMR),Thoraipakkam Chennai – 600 097.	Group entity	NA	NA
13	eMudhra employees stock option trust	#56, Sai Arcade, Deverabesenahalli, Bangalore, Karnataka.	Group entity	NA	NA

2 Particulars of key managerial person

SI No	Entity Name	Name of the key managerial person		
		March 31,2021	March 31,2020	Relationship
1	eMudhra DMCC	V. Srinivasan	V. Srinivasan	Promoter Group
		Arvind Srinivasan	Arvind Srinivasan	Director



29.1 Annexure VI- 29.1 :Notes forming part of the Financial Information of eMudhra DMCC

(All amounts are in AED, unless otherwise stated)

Related party disclosures

1 Disclosure related to subsidiary, associate and group company transactions

Sl No	Nature of transaction	Related party	Nature of relationship	Transactions	
				March 31,2021	March 31,2020
1	Purchase of Fixed Assets				
		eMudhra (MU) Limited	Group Company	39,56,940	-
2	Sales of products/services				
		PT eMudhra Technologies Indonesia	Group/Associate Company	58,44,800	-
3	Sales of software Licencing fees				
		eMudhra (MU) Limited	Group/Associate Company	27,21,485	-
4	Purchase of products/services				
		eMudhra Limited	Holding Company	3,67,228	3,12,175
		eMudhra (MU) Limited	Group/Associate Company		3,67,000
5	Purchase of software Licencing fees				
		eMudhra consumer Services Limited	Group Company	16,67,857	-
		eMudhra Limited	Holding Company	2,42,672	-
		eMudhra Technologies Limited	Group Company	1,36,201	-
6	Receipt (repayment) of loan, net				
		eMudhra (MU) Limited	Group Company	(39,56,940)	36,72,900
		eMudhra INC	Group Company	(1,83,485)	
7	Loan Provided(received) Net				
		eMudhra INC	Group Company		1,83,630
		eMudhra BV	Group Company	(7,448)	2,593

2 Detailed transactions with key managerial persons

Sl No	Nature of transaction	Related party	Nature of relationship	March 31,2021	March 31,2020
1	Receipt(repament) of loan, net				
		V. Srinivasan	Promoter group	10,00,000	-
2	Salary and allowances paid				
		Arvind Srinivasan	Director	4,30,000	3,44,000
		V. Srinivasan	Promoter group	2,60,000	2,20,000



29.2 Annexure VI- 29.2 :Notes forming part of the Financial Information of eMudhra DMCC

(All amounts are in AED, unless otherwise stated)

Related party disclosures

Disclosure related to subsidiary, associate, group company and KMP balances

SI No	Nature of transaction	Related party	Nature of relationship	Balances	
				March 31,2021	March 31,2020
1	Due to				
		eMudhra Limited	Holding Company	2,79,408	1,46,878
		eMudhra consumer Services Limited	Group Company	16,67,857	-
		eMudhra Technologies Limited	Group Company	1,36,201	-
		eMudhra PTE Limited	Group Company		810
		eMudhra (MU) Limited	Group/Associate Company	36,45,324	37,08,267
		V. Srinivasan	Promoter group	10,00,000	-
2	Due from				
		eMudhra BV	Group Company		7,448
		eMudhra INC	Group Company		1,83,630



### 30 Disclosures on employee benefits

#### a) Post Retirement Benefit- Defined Benefit Plan

The Company makes provision for gratuity based on actuarial valuation done on projected unit credit method at each balance sheet date.

The Company makes annual contribution to the Gratuity Fund Trust which is maintained by LIC of India, a defined benefit plan for qualifying employees. The Scheme provides for lump sum payment to vested employees at retirement, death while in employment or on termination of employment as per provisions of Payment of Gratuity

The present value of the defined benefit obligation and the related current service cost are measured using the projected unit credit method with actuarial valuation being carried out at the balance sheet date.

Particulars	Amount In AED	
	March 31,2021	March 31,2020
Balance at the beginning of the year	1,57,653	1,30,979
Current service cost	40,772	41,664
Interest cost	2,885	2,098
Actuarial (gain)/loss	18,958	(8,111)
Benefits paid	-	(8,977)
<b>Balance at the end of the period/ year</b>	<b>2,20,268</b>	<b>1,57,653</b>

#### (ii) Assets and liabilities recognised in the balance sheet

Present value of defined benefit obligation	2,20,268	1,57,653
<b>Amount recognised as assets/(liability)</b>	<b>(2,20,268)</b>	<b>(1,57,653)</b>

#### Recognised under:

Long term provision	1,53,276	1,03,469
Short term provision	66,994	54,185
<b>Total</b>	<b>2,20,270</b>	<b>1,57,654</b>

#### (iii) Expenses recognised in the Statement of Profit and Loss

Current service cost	40,772	41,664
Interest cost	2,885	2,098
<b>Total expenses</b>	<b>43,657</b>	<b>43,762</b>



(iv) Major Category of Plan Assets as % of total Plan Assets

Particulars	March 31,2021	March 31,2020
Insurer managed funds	0%	0%

(v) Actuarial assumptions

Discount rate	2.36%	2.21%
Salary growth	5.00%	5.00%
Attrition rate	10.00%	10.00%

(vi) Amounts recognised in current period and previous five years

Particulars	As at	
	March 31,2021	March 31,2020
Present value of obligation	2,20,268	1,57,653
Amount recognised in balance sheet (Liability)/asset	(2,20,268)	(1,57,653)

(vii) Maturity profile of defined benefit obligation- Expected future cash flows are not determined

Notes:

- 1) The discount rate used is determined by reference to the market yields at the balance sheet date on the government bonds.
- 2) The salary escalation rate is the estimate of future salary increase considered taking into account the inflation, seniority, promotion and other relevant factors.

