

INDEPENDENT AUDITOR'S REPORT

To The Members of eMudhra Limited

Report on the Audit of the Consolidated Financial Statements

Opinion

We have audited the accompanying consolidated financial statements of **eMudhra Limited** (the "Company") ,its subsidiaries and eMudhra Employees Stock Option trust (the Company and its subsidiaries and the trust together referred to as the "Group") which comprise the Consolidated Balance Sheet as at March 31, 2024, and the Consolidated Statement of Profit and Loss (including Other Comprehensive Income), the Consolidated Statement of Changes in Equity and the Consolidated Statement of Cash Flows for the year then ended on that date, and a summary of material accounting policies and other explanatory information (hereinafter referred to as the "consolidated financial statements").

In our opinion and to the best of our information and according to the explanations given to us, the aforesaid consolidated financial statements give the information required by the Companies Act, 2013 ("the Act") in the manner so required and give a true and fair view in conformity with the Indian Accounting Standards prescribed under Section 133 of the Act read with the Companies (Indian Accounting Standards) Rules, 2023, as amended, ("Ind AS") and other accounting principles generally accepted in India, of the consolidated state of affairs of the Group as at March 31, 2024 and their consolidated profit, their consolidated total comprehensive income, their consolidated changes in equity and their consolidated cash flows for the year ended on that date.

Basis for Opinion

We conducted our audit of the consolidated financial statements in accordance with the Standards on Auditing (SAs) specified under section 143(10) of the Act. Our responsibilities under those Standards are further described in the *Auditor's Responsibilities for the Audit of the consolidated Financial Statements* section of our report. We are independent of the Group in accordance with the Code of Ethics issued by the Institute of Chartered Accountants of India ("ICAI") together with the independence requirements that are relevant to our audit of the consolidated financial statements under the provisions of the Act and the Rules thereunder, and we have fulfilled our other ethical responsibilities in accordance with these requirements and the ICAI's Code of Ethics. We believe that the audit evidence we have obtained is sufficient and appropriate to provide a basis for our opinion on the consolidated financial statements.



suriandco.com



blr@suriandco.com



+91 - 080 - 41240545
+91 - 080 - 41270545



K M K Towers, 2nd Floor,
No. 142, K H Road (Double Road)
Bengaluru - 560 027.



GSTIN - 29AABFS5023Q1ZR

Key Audit Matters

Key audit matters are those matters that, in our professional judgment, were of most significance in our audit of the consolidated financial statements of the current period. These matters were addressed in the context of our audit of the consolidated financial statements as a whole, and in forming our opinion thereon, and we do not provide a separate opinion on these matters. We have determined the matters described below to be the key audit matters to be communicated in our report.

Key Audit Matters	Auditor's Response
<p>Revenue recognition</p> <p>Accuracy of recognition, measurement, presentation and disclosure of revenue and related balances towards Ind AS 115- Revenue from contracts with customers.</p> <p>The application of this standard involves the assessment towards identification of performance obligation, determination of transaction price for each of the identified performance obligations, the judgements used in determining the satisfaction of those performance obligations over time or at a point in time.</p> <p>The Group's revenue from contracts mainly includes sales of software licenses, digital certificates, software services and sales of related accessories/products for those software licenses.</p>	<p>Our audit procedure involves the identification of internal controls and their operating effectiveness towards application of this standard. We have also carried out substantive testing of the transactions.</p> <ol style="list-style-type: none">a) We have assessed the appropriateness of the revenue recognition policies by comparing with the applicable Indian Accounting Standards.b) Selected the samples of continuing contracts as well as new contracts and identified the performance obligations and compared the same with the performance obligation identified by the Group.c) Verified the basis of allocation of transaction price to the identified performance obligation if not specifically mentioned in the contract.d) Identified the basis to be considered to determine the satisfaction of performance obligation and compared the same with the judgements used by the Group in determining the satisfaction of performance obligation over the time or at a point in time.e) Verified the appropriate evidence considered for determining the satisfaction of performance obligation towards transfer of promised goods or services.



	<p>f) Verified the judgements used by the Group in determining the stages of completion of the contracts where the satisfaction of entire performance obligation is partially completed.</p> <p>g) Verified the process towards identification of contracts where the right to consideration is unconditional and is due only after passage of time.</p>
--	--

Information Other than the Consolidated Financial Statements and Auditor’s Report Thereon

The Company’s Board of Directors is responsible for the preparation of the other information. The other information comprises the information included in the Management Discussion and Analysis, Board’s Report including Annexures to Board’s Report, Business Responsibility and Sustainability Report, Corporate Governance and Shareholder’s Information, but does not include the Consolidated Financial Statements and our auditor’s report thereon.

Our opinion on the consolidated financial statements does not cover the other information and we do not express any form of assurance conclusion thereon.

In connection with our audit of the consolidated financial statements, our responsibility is to read the other information and, in doing so, consider whether the other information is materially inconsistent with the consolidated financial statements, or our knowledge obtained during the course of our audit or otherwise appears to be materially misstated.

If, based on the work we have performed, we conclude that there is a material misstatement of this other information, we are required to report that fact. We have nothing to report in this regard.

Responsibilities of Management and Those Charged with governance for the Consolidated Financial Statements

The Company’s Board of Directors is responsible for the matters stated in section 134(5) of the Act with respect to the preparation of these consolidated financial statements that give a true and fair view of the consolidated financial position, consolidated financial performance including other comprehensive income, consolidated changes in equity and the consolidated cash flows of the Group in accordance with Ind AS and other accounting principles generally accepted in India. The respective Board of directors of the companies included in the group are responsible for maintenance of adequate accounting records in accordance with the provisions of the Act for safeguarding the assets of the Group and for preventing and detecting frauds and other



irregularities; selection and application of appropriate accounting policies; making judgments and estimates that are reasonable and prudent; and design, implementation and maintenance of adequate internal financial controls, that were operating effectively for ensuring the accuracy and completeness of the accounting records, relevant to the preparation and presentation of the consolidated financial statements that give a true and fair view and are free from material misstatement, whether due to fraud or error.

In preparing the consolidated financial statements, The respective Board of directors of the companies included in the group are responsible for assessing the respective Company's ability to continue as a going concern, disclosing, as applicable, matters related to going concern and using the going concern basis of accounting unless the respective Boards of Directors either intend to liquidate their respective entities or to cease operations, or have no realistic alternative but to do so.

The respective Board of Directors of the companies included in the Group are also responsible for overseeing the financial reporting process of the Group.

Auditor's Responsibility for the Audit of the Consolidated Financial Statements

Our objectives are to obtain reasonable assurance about whether the consolidated financial statements as a whole are free from material misstatement, whether due to fraud or error, and to issue an auditor's report that includes our opinion. Reasonable assurance is a high level of assurance but is not a guarantee that an audit conducted in accordance with SAs will always detect a material misstatement when it exists. Misstatements can arise from fraud or error and are considered material if, individually or in the aggregate, they could reasonably be expected to influence the economic decisions of users taken on the basis of these consolidated financial statements.

As part of an audit in accordance with SAs, we exercise professional judgment and maintain professional skepticism throughout the audit. We also:

- Identify and assess the risks of material misstatement of the consolidated financial statements, whether due to fraud or error, design and perform audit procedures responsive to those risks, and obtain audit evidence that is sufficient and appropriate to provide a basis for our opinion. The risk of not detecting a material misstatement resulting from fraud is higher than for one resulting from error, as fraud may involve collusion, forgery, intentional omissions, misrepresentations, or the override of internal control.
- Obtain an understanding of internal financial controls relevant to the audit in order to design audit procedures that are appropriate in the circumstances. Under section 143(3)(i) of the Act, we are also responsible for expressing our opinion on whether the Company and its subsidiary companies which are companies incorporated in India, has adequate internal



financial controls with reference to consolidated financial statements in place and the operating effectiveness of such control.

- Evaluate the appropriateness of accounting policies used and the reasonableness of accounting estimates and related disclosures made by the management.
- Conclude on the appropriateness of management's use of the going concern basis of accounting and, based on the audit evidence obtained, whether a material uncertainty exists related to events or conditions that may cast significant doubt on the ability of the Group to continue as a going concern. If we conclude that a material uncertainty exists, we are required to draw attention in our auditor's report to the related disclosures in the consolidated financial statements or, if such disclosures are inadequate, to modify our opinion. Our conclusions are based on the audit evidence obtained up to the date of our auditor's report. However, future events or conditions may cause the Group to cease to continue as a going concern.
- Evaluate the overall presentation, structure, and content of the consolidated financial statements, including the disclosures, and whether the consolidated financial statements represent the underlying transactions and events in a manner that achieves fair presentation.
- Obtain sufficient appropriate audit evidence regarding the financial information of the entities within the Group to express an opinion on the consolidated financial statements.

Materiality is the magnitude of misstatements in the consolidated financial statements that, individually or in aggregate, makes it probable that the economic decisions of a reasonably knowledgeable user of the consolidated financial statements may be influenced. We consider quantitative materiality and qualitative factors in (i) planning the scope of our audit work and in evaluating the results of our work; and (ii) to evaluate the effect of any identified misstatements in the consolidated financial statements.

We communicate with those charged with governance regarding, among other matters, the planned scope and timing of the audit and significant audit findings, including any significant deficiencies in internal control that we identify during our audit.

We also provide those charged with governance with a statement that we have complied with relevant ethical requirements regarding independence, and to communicate with them all relationships and other matters that may reasonably be thought to bear on our independence, and where applicable, related safeguards.



Report on Other Legal and Regulatory Requirements

1. As required by Section 143(3) of the Act, based on our audit we report that:

- a) We have sought and obtained all the information and explanations which to the best of our knowledge and belief were necessary for the purposes of our audit of the aforesaid consolidated financial statements.
- b) In our opinion, proper books of account as required by law relating to preparation of the aforesaid consolidated financial statements have been kept so far as it appears from our examination of those books.
- c) The Consolidated Balance Sheet, the Consolidated Statement of Profit and Loss including the Other Comprehensive Income, Consolidated Statement of Changes in Equity and the Statement of Consolidated Cash Flows dealt with by this Report are in agreement with the relevant books of account maintained for the purpose of preparation of the consolidated financial statements.
- d) In our opinion, the aforesaid Consolidated financial statements comply with the Ind AS specified under Section 133 of the Act, read with Rule 7 of the Companies (Accounts) Rules, 2014.
- e) On the basis of written representations received from the directors as on 31st March 2024 taken on record by the Board of Directors of the Company and the reports of the statutory auditors of its subsidiaries incorporated in India, none of the directors is disqualified as on 31st March 2024 from being appointed as a director in terms of Section 164(2) of the Act.
- f) With respect to the adequacy of the internal financial controls with reference to consolidated financial statements and the operating effectiveness of such controls, refer to our separate Report in "Annexure A" which is based on the auditor's reports of the Company and its subsidiary companies incorporated in India. Our report expresses an unmodified opinion on the adequacy and operating effectiveness of internal financial controls with reference to consolidated financial statements of those companies.
- g) With respect to the other matters to be included in the Auditor's Report in accordance with the requirement of Section 197(16) of the Act, as amended:



In our opinion and to the best of our information and according to the explanations given to us, the remuneration paid by the company to its directors during the year is in accordance with the provisions of Section 197 of the Companies Act, 2013.

h) With respect to the other matters to be included in the Auditor's Report in accordance with Rule 11 of the Companies (Audit and Auditors) Rules, 2014, as amended, in our opinion and to the best of our information and according to the explanations given to us:

- i. The Group has disclosed the impact of pending litigations on its financial position in its consolidated financial statements as at 31st March 2024 - Refer Note 36 of the consolidated financial statements.
- ii. The Group has made provision, as required under the applicable law or accounting standards, for material foreseeable losses, if any, on long term contracts to the consolidated financial statements. The Group did not have any derivative contracts.
- iii. There were no amounts required to be transferred to the Investor Education and Protection Fund by the Company and its subsidiary companies incorporated in India.
- iv. (a) The respective Managements of the Company and its subsidiary companies which are incorporated in India, whose financial statements have been audited under the Act, have represented to us that, to the best of their knowledge and belief, no funds (which are material either individually or in the aggregate) have been advanced or loaned or invested (either from borrowed funds or share premium or any other sources or kind of funds) by the Company or any of such subsidiaries to or in any other person or entity, outside the Group, including foreign entity ("Intermediaries"), with the understanding, whether recorded in writing or otherwise, that the Intermediary shall, directly or indirectly lend or invest in other persons or entities identified in any manner whatsoever by or on behalf of the Company or any of such subsidiaries ("Ultimate Beneficiaries") or provide any guarantee, security or the like on behalf of the Ultimate Beneficiaries;

(b) The respective Managements of the Company and its subsidiary companies which are incorporated in India, whose financial statements have been audited under the Act, have represented to us that, to the best of their knowledge and belief, no funds (which are material either individually or in the aggregate) have been received by the Company or any of such subsidiaries from any person or entity, including foreign entity ("Funding Parties"), with the understanding, whether recorded in writing or otherwise, that the Company or any of such subsidiaries shall, directly or indirectly, lend or invest in other persons or



entities identified in any manner whatsoever by or on behalf of the Funding Party ("Ultimate Beneficiaries") or provide any guarantee, security or the like on behalf of the Ultimate Beneficiaries;

(c) Based on the audit procedures that have been considered reasonable and appropriate in the circumstances, nothing has come to our notice that has caused us to believe that the representations under sub-clause (i) and (ii) of Rule 11(e), as provided under (a) and (b) above, contain any material misstatement.

v. As stated in the consolidated financial statements;

a) The final dividend proposed in the previous year, declared and paid by the Company during the current financial year is in accordance with Section 123 of the Act, as applicable.

b) The Board of Directors of the Company have proposed final dividend during the year which is subject to approval of the members at the ensuing Annual General Meeting. The amount of dividend proposed is in accordance with the Section 123 of the Act, as applicable.

vi. Based on our examination which included test checks performed by us on the company and its subsidiaries incorporated in India have used an accounting software for maintaining its books of account which has a feature of recording audit trail (edit log) facility and the same has operated throughout the year for all relevant transactions recorded in the software. Further, during the course of our audit we did not come across any instance of the audit trail feature being tampered with.

As proviso to Rule 3(1) of the Companies (Accounts) Rules, 2014 is applicable from April 1,2023, reporting under Rule 11(g) of the Companies (Audit and Auditors) Rules , 2014 on preservation of audit trail as per the statutory requirements for record retention is not applicable for the financial year ended March 31,2024.



2. With respect to the matters specified in paragraphs 3(xxi) and 4 of the Companies (Auditor's Report) Order, 2020 (the "Order"/ "CARO") issued by the Central Government in terms of Section 143(11) of the Act, to be included in the Auditor's report, according to the information and explanations given to us, and based on the CARO reports issued by us for the Company and its subsidiaries included in the consolidated financial statements of the Company, to which reporting under CARO is applicable, we report that there are no qualifications or adverse remarks in these CARO reports.

Place: Bengaluru
Date: 29.04.2024



For Suri & Co.,
Chartered Accountants
Firm Registration No. 004283S

V. Natarajan
V Natarajan
Partner

Membership No.223118
UDIN: 24223118BKBNPA2768

Annexure A to the Independent Auditors' report

(Referred to in paragraph 1(f) under 'Report on Other Legal and Regulatory Requirements' section of our report to the Members of eMudhra Limited of even date)

Report on the Internal Financial Controls with reference to Consolidated financial statements under Clause (i) of sub-section 3 of Section 143 of the Companies Act, 2013 ("the Act")

In conjunction with our audit of the consolidated financial statements of the Company as of and for the year ended March 31, 2024, we have audited the internal financial controls with reference to Consolidated Financial Statements of eMudhra Limited (hereinafter referred to as the "Company") and its subsidiary companies which are incorporated in India, as of that date.

Management's Responsibility for Internal Financial Controls

The respective Boards of Directors of the Company and its subsidiary companies which are incorporated in India, are responsible for establishing and maintaining internal financial controls based on the internal control over financial reporting criteria established by the respective Companies considering the essential components of internal control stated in the Guidance Note on Audit of Internal Financial Controls Over Financial Reporting issued by the Institute of Chartered Accountants of India (the "ICAI"). These responsibilities include the design, implementation and maintenance of adequate internal financial controls that were operating effectively for ensuring the orderly and efficient conduct of its business, including adherence to the respective company's policies, the safeguarding of its assets, the prevention and detection of frauds and errors, the accuracy and completeness of the accounting records, and the timely preparation of reliable financial information, as required under the Act.

Auditors' Responsibility

Our responsibility is to express an opinion on the Company's internal financial controls with reference to Consolidated Financial Statements based on our audit. We conducted our audit in accordance with the Guidance Note on Audit of Internal Financial Controls Over Financial Reporting (the "Guidance Note") and the Standards on Auditing, issued by the Institute of Chartered Accountants of India and prescribed under section 143(10) of the Companies Act, 2013, to the extent applicable to an audit of internal financial controls with reference to consolidated financial statements. Those Standards and the Guidance Note require that we comply with ethical requirements and plan and perform the audit to obtain reasonable assurance about whether adequate internal financial controls with reference to consolidated financial statements were established and maintained and if such controls operated effectively in all material respects.

Our audit involves performing procedures to obtain audit evidence about the adequacy of the internal financial controls system with reference to consolidated financial statements and their operating effectiveness. Our audit of internal financial controls with reference to consolidated financial statements included obtaining an understanding of internal financial controls with



reference to consolidated financial statements, assessing the risk that a material weakness exists, and testing and evaluating the design and operating effectiveness of internal control based on the assessed risk. The procedures selected depend on the auditor's judgement, including the assessment of the risks of material misstatement of the consolidated financial statements, whether due to fraud or error.

We believe that the audit evidence we have obtained is sufficient and appropriate to provide a basis for our audit opinion on the internal financial controls with reference to consolidated financial statements of the company and its subsidiary companies incorporated in India.

Meaning of Internal Financial Controls with Reference to Consolidated Financial Statements

A company's internal financial control with reference to consolidated financial statements is a process designed to provide reasonable assurance regarding the reliability of financial reporting and the preparation of Ind AS financial statements for external purposes in accordance with generally accepted accounting principles. A company's internal financial control with reference to consolidated financial statements includes those policies and procedures that:

- (1) Pertain to the maintenance of records that, in reasonable detail, accurately and fairly reflect the transactions and dispositions of the assets of the company.
- (2) Provide reasonable assurance that transactions are recorded as necessary to permit preparation of financial statements in accordance with generally accepted accounting principles, and that receipts and expenditures of the company are being made only in accordance with authorizations of management and directors of the company; and
- (3) Provide reasonable assurance regarding prevention or timely detection of unauthorized acquisition, use, or disposition of the company's assets that could have a material effect on the financial statements.

Inherent Limitations of Internal Financial Controls with Reference to Consolidated Financial Statements

Because of the inherent limitations of internal financial controls with reference to consolidated financial statements, including the possibility of collusion or improper management override of controls, material misstatements due to error or fraud may occur and not be detected. Also, projections of any evaluation of the internal financial controls with reference to consolidated financial statements to future periods are subject to the risk that the internal financial control with reference to consolidated financial statements may become inadequate because of changes in conditions, or that the degree of compliance with the policies or procedures may deteriorate.



Opinion

In our opinion, to the best of our information and according to the explanations given to us, the Company and its subsidiary companies which are incorporated in India, have, in all material respects, an adequate internal financial controls system with reference to consolidated financial statements and such internal financial controls were operating effectively as at 31st March 2024, based on the internal financial control with reference to consolidated financial statements criteria established by the Company considering the essential components of internal control stated in the Guidance Note on Audit of Internal Financial Controls Over Financial Reporting issued by the Institute of Chartered Accountants of India.



Place: Bengaluru
Date: 29.04.2024

For Suri & Co.,
Chartered Accountants
Firm Registration No. 004283S

V. Natarajan
V Natarajan

Partner
Membership No. 223118
UDIN: 24223118BKBNPA2768

(All amounts are in INR million, unless otherwise stated)

Particulars	Note No.	As at March 31,2024	As at March 31,2023
Non-current assets			
(a) Property, plant and equipment	3a	1,106.03	914.93
(b) Right-of-use assets	4	1.86	84.78
(c) Capital work-in-progress	3b	303.34	366.05
(d) Goodwill		511.38	39.19
(e) Other Intangible assets	5a	907.36	581.52
(f) Intangible assets under development	5b	202.61	106.24
(g) Financial assets			
(i) Other financial assets	7	17.11	18.67
(h) Other non-current assets	8	55.27	4.90
Total Non-current assets		3,104.96	2,116.28
Current assets			
(a) Inventories	9	29.36	10.34
(b) Financial assets			
(i) Investments	6	40.23	209.46
(ii) Trade receivables	10	1,032.88	672.24
(iii) Cash and cash equivalents	11	2,252.65	669.80
(iv) Bank balances other than (iii) above	12	201.71	314.00
(v) Loans	13	25.42	0.49
(vi) Other financial assets	7	31.41	18.80
(c) Current tax assets (Net)	22	22.43	-
(d) Other current assets	8	758.95	588.04
Total current assets		4,395.04	2,483.17
Total Assets		7,500.00	4,599.45
EQUITY AND LIABILITIES			
Equity			
(a) Equity share capital	14	404.20	374.87
(b) Other equity	15	6,158.73	3,541.09
Total equity attributable to the owners of the company		6,562.93	3,915.96
Non-controlling interests		57.82	8.18
Total equity		6,620.75	3,924.14
Liabilities			
Non-current liabilities			
(a) Financial liabilities			
(i) Lease liabilities	17	0.29	61.97
(b) Provisions	19	25.66	27.61
(c) Deferred tax liabilities (Net)	20	67.22	25.65
(d) Other non-current liabilities	21	28.82	0.05
Total Non-current liabilities		121.99	115.28
Current liabilities			
(a) Financial liabilities			
(i) Borrowings	16	74.71	156.50
(ii) Lease Liabilities	17	1.41	34.75
(iii) Trade payables:	18		
a. Total outstanding dues of micro enterprises and small enterprises and		81.46	54.13
b. Total outstanding dues of creditors other than micro and small enterprises		158.16	128.01
(iii) Other financial liabilities	17A	136.10	57.55
(b) Other current liabilities	21	78.33	62.30
(c) Provisions	19	176.16	39.59
(d) Current tax liabilities (Net)	22	50.93	27.20
Total current liabilities		757.26	560.03
Total liabilities		879.25	675.31
Total Equity and Liabilities		7,500.00	4,599.45

Corporate information and material accounting policies

1 & 2

See accompanying notes to the financial statements

As per our report of even date attached

For Suri & Co

Chartered Accountants

Firm Registration Number: 004283S

V. Natarajan
Natarajan V
Partner



Membership No: 223118

Place: Bengaluru
Date: April 29, 2024


For and on behalf of the Board of Directors
of eMudhra Limited

V. Srinivasan

V Srinivasan
Executive Chairman and
Director
DIN: 00640645

Ritesh Raj Pariyani

Ritesh Raj Pariyani
Chief financial officer



Venu Madhava
Whole time Director
DIN: 06748204

Johnson Xavier

Johnson Xavier
Company secretary and
Compliance officer

Particulars	Note No.	For the year ended March 31,2024	For the year ended March 31,2023
Income			
I Revenue from operations	23	3,731.19	2,487.57
II Other income	24	69.21	52.99
III Total Income (I+II)		3,800.40	2,540.56
IV Expenses			
Operating expenses	25	888.62	300.55
Purchase of stock-in -trade	26	354.42	287.62
Changes in inventories of stock in trade	27	(19.01)	11.04
Employee benefits expense	28	812.88	643.61
Finance costs	29	30.05	33.85
Depreciation and amortisation expense	30	208.09	158.45
Other expenses	31	598.73	371.65
Total expenses (IV)		2,873.78	1,806.77
V Profit/(Loss) before exceptional items and tax (III-IV)		926.62	733.79
VI Exceptional items		-	-
VII Profit/(Loss) before tax (V-VI)		926.62	733.79
VIII Tax expense			
Current tax		121.27	112.61
Deferred tax		41.83	9.20
Total tax expenses		163.10	121.81
IX Profit/(Loss) for the year (VII-VIII)		763.52	611.98
X Other comprehensive income			
Items that will not be reclassified to profit or loss:			
Remeasurement (loss)/gain on defined benefit plan (net of tax)		(1.33)	(4.64)
Items that will be reclassified subsequently to profit or loss			
Exchange differences on translation of foreign operations (net of tax)		2.22	(43.96)
Other comprehensive income/(loss) for the year (net of tax)		0.89	(48.61)
XI Total comprehensive income/(loss) for the year (IX+X)		764.41	563.37
(comprising profit/(loss) and other comprehensive income for the year)			
Profit is attributable to			
Owners of eMudhra Limited		750.64	616.77
Non-controlling interests		12.88	(4.79)
Other comprehensive income attributable to			
Owners of eMudhra Limited		0.89	(48.61)
Non-controlling interests		-	-
Total comprehensive income attributable to:			
Owners of eMudhra Limited		751.54	568.16
Non-controlling interests		12.88	(4.79)
XII Earnings per share (Nominal value of share INR 5/- each)	32		
Basic		9.74	8.35
Diluted		9.50	8.01

Corporate information and material accounting policies

1 & 2

See accompanying notes to the financial statements

As per our report of even date attached

For Suri & Co

Chartered Accountants

Firm Registration Number: 004283S

V. Natarajan
Natarajan V

Partner

Membership No: 223118

Place: Bengaluru

Date: April 29, 2024


For and on behalf of the Board of Directors
of eMudhra Limited

V. Srinivasan

V Srinivasan
Executive Chairman and
Director

DIN: 00640646

Ritesh Raj Pariyani
Ritesh Raj Pariyani
Chief financial officer



Venu Madhava

Whole time Director

DIN: 06748204

Johnson Xavier
Johnson Xavier
Company secretary and
Compliance officer

eMudhra Limited

CTN:L72900KA2008PLC060368

Consolidated cash flow statement for the year ended 31st March 2024

(All amounts are in INR million, unless otherwise stated)

Particulars	For the year ended March 31,2024	For the year ended March 31,2023
A. Operating activities		
Profit before tax	926.62	733.79
Adjustments for:		
Depreciation and amortisation expense	208.09	158.45
Interest income from bank deposits and others	(33.35)	(33.05)
Interest on lease liabilities	16.82	20.00
Provision for doubtful debts	4.41	9.24
Bad debts written off	68.10	-
Interest income on security deposit	(0.87)	(0.64)
Net gain on assets measured at fair value through profit/loss	(0.20)	(1.47)
Share based payment	41.46	31.64
Profit on sale of investments	(7.20)	(0.49)
Sundry creditors written back	(5.87)	(2.69)
Impairment of assets	9.09	-
(Profit) loss on sale of property, plant and equipment	3.48	(0.06)
Interest dues to micro and small enterprises	4.02	-
Gain on lease termination	(22.75)	-
Other borrowing cost	1.08	-
Movement in maturity interest	12.88	(4.79)
Operating profit before working capital changes	1,227.81	909.93
Working capital adjustments:		
Decrease/(Increase) in other non-current and current financial assets	(256.21)	(254.07)
Decrease/(Increase) in inventories	(19.01)	11.04
Decrease/(Increase) in trade receivable	(433.16)	(239.26)
Decrease/(Increase) in loans	(24.92)	14.65
Increase/(Decrease) in non-current and current other financial liabilities	74.53	24.50
Increase/(Decrease) in non-current and current provision	134.62	(4.32)
Increase/(Decrease) in non-current and current liabilities	68.54	12.80
Increase/(Decrease) in trade payables	62.36	37.00
Increase/(Decrease) in lease liability	-	(25.95)
Cash generated from operations	834.56	486.32
Income taxes paid (net)	(169.35)	(150.68)
Net Cash flow from / (used in) operating activities (A)	725.21	335.64
B. Cash flow from Investing activities:		
Purchase of Property, plant and equipment and Intangible assets	(738.51)	(620.70)
Sale proceeds from property, plant and equipment	2.43	0.10
Payment towards acquisition of business (net of assets acquired)	(472.19)	-
Investments in mutual funds	(555.44)	(282.49)
Redemption of mutual funds	732.08	75.00
Interest received	21.17	33.05
Increase / (Decrease) from term deposits & other bank balances	115.98	(272.20)
Net cash used in investing activities (B)	(894.48)	(1,067.24)
C. Cash flow from Financing activities:		
Proceeds / repayment from short term borrowings (net)	(81.79)	(189.72)
Proceeds / repayment from long term borrowings (net)	-	(197.69)
Payment of lease liabilities	(25.92)	(23.97)
Payment towards expenses on issue of shares	(60.21)	(112.91)
Proceeds from exercise of share options	5.69	-
Proceeds from issuance of equity shares (Private placement)	-	390.00
Proceeds from issuance of shares (Initial Public Offering)	-	1,610.00
Proceeds from issuance of shares (Qualified Institutional Placement)	2,000.00	-
Redemption of preference share capital	-	(85.00)
Payment of equity & preference dividend	(94.10)	(94.83)
Increase in Non-controlling interests	36.76	-
Other borrowing cost	(1.08)	-
Interest paid on lease liabilities	(16.82)	(20.03)
Net cash from / (used in) financing activities (C)	1,762.53	1,274.88
Foreign exchange differences on translation of foreign operations (D)	(10.41)	43.96
Net increase/ (decrease) in cash and cash equivalents(E=A+B+C+D)	1,582.85	587.25
Cash and cash equivalents at the beginning of the financial year (F)	669.80	81.55
Cash and cash equivalents at the end of the year (E+F)	2,252.65	669.80

Non-cash charges recognised in respect of liabilities on account of financing activities is Nil (Nil)



eMudhra Limited

CIN:L72900KA2008PLC060368

Consolidated cash flow statement for the year ended 31st March 2024

(All amounts are in INR million, unless otherwise stated)

Particulars	For the year ended March	For the year ended March
	31,2024	31,2023
Components of cash and cash equivalents as at end of the year		
Balance with banks:		
- On current account	1,031.83	645.55
- Deposit accounts	1,220.53	24.00
- Cash on hand	0.29	0.25
Total cash and cash equivalents as per Balance Sheet	2,252.65	669.80
Cash and cash equivalents as per Statement of Cash Flow	2,252.65	669.80

See accompanying notes to the financial statements
As per our report of even date attached

For SURI & Co.,
Chartered Accountants
Firm Registration Number: 004283S

V. Natarajan
Natarajan V

Partner
Membership No: 223115



For and on behalf of the Board of Directors
of eMudhra Limited

V. Srinivasan

V Srinivasan
Executive Chairman and
Director
DIN: 00640646

Venu Madhava
Whole time Director

DIN: 06748204

Ritesh

Ritesh Raj Pariyani
Chief financial officer

Johnson

Johnson Xavier
Company secretary and
Compliance officer



Place: Bengaluru
Date: April 29, 2024

Statement of changes in equity

(All amounts are in INR million, unless otherwise stated)

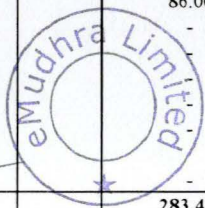
A. Equity share capital

Particulars	Note No.	Amount
Balance as at 1st April 2022		350.90
Changes due to prior period errors		-
Restated balance as at 1st April 2022		350.90
Changes in equity share capital during the year		
- Issue of shares	14	39.46
- Buyback of shares		-
Share outstanding at the end of the year		390.36
Shares held by the employees stock option trust		(15.49)
Balance as at 31st March 2023		374.87

Particulars	Note No.	Amount
Balance as at 1st April 2023		390.36
Changes due to prior period errors		-
Restated balance as at 1st April 2023		390.36
Changes in equity share capital during the year		
- Issue of shares	14	23.70
- Buyback of shares		-
Share outstanding at the end of the year		414.06
Shares held by the employees stock option trust		(9.86)
Balance as at 31st March 2024		404.20

B. Other Equity

Particulars	Note No.	Attributable to the equity holders of the group							Preference share capital	Non controlling interest	Total Other Equity
		Reserves and Surplus									
		Capital Redemption Reserve	Retained Earnings	Securities Premium	Share based payment reserve	Foreign currency translation reserve	Capital reserve on consolidation	Remeasurement of defined benefit plans through Other			
Balance as at 1st April 2022		197.43	860.02	-	5.24	19.83	-	8.64	86.00	12.96	1,190.12
Change in accounting policy or prior period errors		-	-	-	-	-	-	-	-	-	-
Restated balance as at 1st April 2022		197.43	860.02	-	5.24	19.83	-	8.64	86.00	12.96	1,190.12
Add: Transactions during the year											
Profit/(loss) for the year		-	616.77	-	-	-	-	-	-	(4.79)	611.98
Remeasurement of the net defined benefit plans		-	-	-	-	-	-	(4.64)	-	-	(4.64)
On issue of equity shares		-	-	1,960.54	-	-	-	-	-	-	1,960.54
Transaction costs on issue of shares		-	-	(112.92)	-	-	-	-	-	-	(112.92)
Transfer to capital redemption reserve upon redemption of preference share		86.00	(86.00)	-	-	-	-	-	-	-	-
Transferred on account of exercise of stock options		-	-	9.81	(9.81)	-	-	-	-	-	-
Redemption of Preference shares		-	-	-	-	-	-	-	(86.00)	-	(86.00)
Stock compensation expense		-	-	-	31.64	-	-	-	-	-	31.64
Transfer on account of consolidation		-	-	-	-	-	9.91	-	-	-	9.91
Exchange fluctuation		-	-	-	0.12	43.96	-	(0.62)	-	-	43.46
Transaction with Owners in their capacity as owner											
Dividends (including Preference dividend)		-	(94.83)	-	-	-	-	-	-	-	(94.83)
Balance as at 31st March 2023		283.43	1,295.96	1,857.43	27.19	63.79	9.91	3.38	-	8.18	3,549.27



Statement of changes in equity


(All amounts are in INR million, unless otherwise stated)

Particulars	Note No.	Attributable to the equity holders of the group							Preference share capital	Non controlling interest	Total Other Equity
		Reserves and Surplus									
		Capital Redemption Reserve	Retained Earnings	Securities Premium	Share based payment reserve	Foreign currency translation reserve	Capital reserve on consolidation	Remeasurement of defined benefit plans through Other			
Balance as at 1st April 2023		283.43	1,295.96	1,857.43	27.19	63.79	9.91	3.38	-	8.18	3,549.27
Change in accounting policy or prior period errors		-	-	-	-	-	-	-	-	-	-
Restated balance as at 1st April 2023		283.43	1,295.96	1,857.43	27.19	63.79	9.91	3.38	-	8.18	3,549.27
Add: Transactions during the year											
Profit/(loss) for the year	15	-	750.64	-	-	-	-	-	-	12.88	763.52
Remeasurement of the net defined benefit plans		-	-	-	-	-	-	(1.33)	-	-	(1.33)
On issue of equity shares		-	-	1,976.30	-	-	-	-	-	-	1,976.30
Transaction costs on issue of shares		-	-	(60.21)	-	-	-	-	-	-	(60.21)
Transferred on account of exercise of stock options		-	-	13.49	(13.49)	-	-	-	-	-	-
Stock compensation expense		-	-	-	44.87	-	-	-	-	-	44.87
Exchange fluctuation		-	-	-	3.97	(2.22)	-	(0.29)	-	-	1.46
Transferred to general reserve for the options vested and lapsed		-	0.24	-	(0.24)	-	-	-	-	-	-
Non-Controlling interest on acquisition		-	-	-	-	-	-	-	-	36.76	36.76
Transaction with Owners in their capacity as owner											
Dividends		-	(94.10)	-	-	-	-	-	-	-	(94.10)
Balance as at 31st March 2024		283.43	1,952.74	3,787.02	62.30	61.57	9.91	1.76	-	57.82	6,216.55

See accompanying notes to the financial statements

As per our report of even date attached

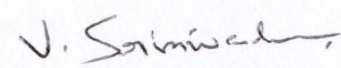
For Suri & Co
Chartered Accountants
Firm Registration Number: 004283S


Natarajan V
Partner
Membership No: 223118




Place: Bengaluru
Date: April 29, 2024


For and on behalf of the Board of Directors
of eMudhra Limited




V Srinivasan
Executive Chairman and Director
DIN: 00640646


Ritesh Raj Pariyani
Chief financial officer




Venu Madhava
Whole time Director
DIN: 06748204


Johnson Xavier
Company secretary and Compliance officer

eMudhra Limited

CIN:L72900KA2008PLC060368

Notes forming part of the consolidated financial statements

Note 1 Company Information

eMudhra Limited (“the parent company”) provides various solutions and services like digital signatures, authentication solutions, paperless office solutions and other solutions around PKI technology. eMudhra stands for enabling a digital future with a foundation built on digital identity and trust.

eMudhra is a licensed certifying authority under the Information Technology Act,2000, founded in 2008 from the seed of digital signatures. eMudhra has since grown to establish strong roots in solutions providing security to enterprises and end consumer for online transactions. eMudhra strives to stay relevant in the PKI and online security space by optimizing a market-based approach to drive solutions that address our customers’ financial and statutory needs. eMudhra’ s products include digital signature certificates, authentication solutions, paperless office solutions, Certifying Authority solutions, solutions for securing data at rest and data in transit, solutions for Internet of Things (IoT), etc.

The parent company is a public company domiciled in India and is incorporated under the provisions of the Companies Act Applicable in India. The parent company shares are listed on two recognised stock exchange i.e., on National Stock Exchange and Bombay Stock Exchange.

The consolidated financial statements are approved for issue by the Board of Directors on 29th April 2024.

Note 2 Material Accounting Policies

1. Basis of Preparation

The consolidated financial statements are prepared and presented in accordance with Generally Accepted Accounting Principles in India (GAAP) comprises the mandatory Indian Accounting Standards (Ind AS) [as notified under section 133 of the Companies Act, 2013 read with Rule 3 of the Companies (Indian Accounting Standards) Rules, 2015], as amended from time to time, to the extent applicable, the provisions of the Companies Act, 2013 and these have been consistently applied.

The Consolidated financial statements up to and for the year ended March 31, 2021 were prepared in accordance with the Companies (Accounting Standards) Rules, 2006, notified under Section 133 of the Act and other relevant provisions of the Act.

2. Use of Estimates and judgement

The preparation of the consolidated financial statements in conformity with generally accepted accounting principles in India that requires that the management to make judgements, estimates and assumptions that affect the application of accounting policies and reported amounts of assets and liabilities, disclosure of contingent liability and contingent assets as at the date of consolidated financial statements and the reported amounts of revenue and expenses during the reporting period. Estimates and underlying assumptions are reviewed on an ongoing basis. Although such estimates are made on a reasonable and prudent basis taking into account of all available information, actual results could differ from these estimates and such differences are recognised in the period in which the results are ascertained and in any future periods affected.

Management also uses judgement in deciding whether individual item or group of items are material in the consolidated financial statements. Materiality is judged by reference to the size and nature of the item. The deciding factor is whether omission, misstatement or obscuring the information could individually or collectively influence the economic decision that users make on the basis of the consolidated financial statements.



eMudhra Limited

CIN:L72900KA2008PLC060368

Notes forming part of the consolidated financial statements

Critical estimates and Judgements:

The areas involving critical estimates or judgements are:

- Note 3a - Depreciation rates of Property Plant and equipment
- Note 4 - Determination of lease term
- Note 20 - Recognition of deferred tax asset
- Note 19 - Gratuity and Compensated absences
- Note 28 - Share based payments

3. Basis of Measurement

The consolidated financial statements have been prepared on a historical cost basis except for the following assets and liabilities which have been measured at fair value:

- Derivative financial instruments, if any
- Financial assets and liabilities that are qualified to be measured at fair value
- The defined benefit asset / liability is recognised as the present value of defined benefit obligation less fair value of plan assets.
- Employee share-based payments

4. Functional and Presentation Currency

The consolidated financial statements are presented in Indian Rupee (INR) which is the functional and the presentation currency of the parent Company.

5. Current/ non-current classification

All assets and liabilities are classified into current and non-current as per the normal operating cycle and other criteria set out in the Schedule III to the Companies Act, 201 in respect of parent and subsidiary companies which are incorporated in India.

Assets

An asset is classified as current when it satisfies any of the following criteria:

- i) it is expected to be realised in the normal operating cycle;
- ii) it is held primarily for the purpose of being traded;
- iii) it is expected to be realised within 12 months after the reporting date; or
- iv) it is cash or cash equivalent unless it is restricted from being exchanged or used to settle a liability for at least 12 months after the reporting date.

Current assets include the current portion of non-current financial assets. All other assets are classified as non-current.

Liabilities

A liability is classified as current when it satisfies any of the following criteria:

- i) it is expected to be settled in the normal operating cycle;
- ii) it is held primarily for the purpose of being traded;
- iii) it is due to be settled within 12 months after the reporting date; or
- iv) The Group does not have an unconditional right to defer settlement of the liability for at least 12 months after the reporting date.

Current liabilities include current portion of non-current financial liabilities. All other liabilities are classified as non-current.



eMudhra Limited

CIN:L72900KA2008PLC060368

Notes forming part of the consolidated financial statements

Operating cycle is the time between the acquisition of assets for processing and their realisation in cash or cash equivalents.

6. Revenue Recognition

The Group's contracts/sales orders with customers include promises to transfer multiple products/services ("performance obligations") to a customer. Revenues from customer contracts/sales orders are considered for recognition and measurement when the contracts/sales orders have been accepted, expressed /implied, by the parties to the contract, the parties to contract/sales order are committed to perform their respective obligations under the contract/sales order, and the contract/sales order is legally enforceable.

Revenue from fixed-price maintenance contracts is recognized by estimating the proportionate completion method when the pattern of benefits from the services rendered to the customer and the Group's costs to fulfil the contract is not even through the period of the contract because the services are generally discrete in nature and not repetitive. Revenues in excess of billing are classified as unbilled revenue in our consolidated financial statements.

Provisions for estimated losses, if any, on uncompleted contracts are recorded in the period in which such losses become probable based on the estimated efforts or costs to complete the contract.

For software development and related services, the performance obligations are satisfied as and when the services are rendered since the customer generally obtains control of the work as it progresses. Revenue from licenses where the customer obtains a "right to use" the licenses is recognized at the time the license is made available to the customer.

Arrangements to deliver software products generally have three elements viz. license fee, implementation/integration fee and Annual maintenance contracts ("AMC"). Where the license is required to be substantially customized as part of the implementation service the entire arrangement fee for license and implementation is considered to be a single performance obligation and the revenue is recognized using the percentage-of-completion method as the implementation is performed. Revenue from client training, support and other services arising due to the sale of software products is recognized as the performance obligations are satisfied.

In case of AMC and license subscription model, revenue is recognized on a straight-line basis over the period in which the services are rendered except in those cases where contract/sales order value is less than INR 1 million.

In case of trust services and software reseller model, the revenue is recognised as and when the performance obligations are transferred for negotiated price (transaction price), and it is highly probable that the group will be able to collect the transaction price due under the contract/sales orders or otherwise.

Variable consideration primarily consists of discounts, rebates, price concessions, incentives and performance bonuses which are reduced from the transaction price, if specified in the contract with customer/based on customary business practices.

Other Income:

- i) Interest income is recognised using the effective interest rate method.
- ii) Dividend income is recognised when the right to receive is established.
- iii) Rental income arising from operating leases is recognised on a straight-line basis over the lease term unless increase in rentals are in line with the expected inflation or otherwise justified.
- iv) Other income not specifically stated above is recognised on accrual basis.



eMudhra Limited

CIN:L72900KA2008PLC060368

Notes forming part of the consolidated financial statements

7. Property, Plant and Equipment and Capital Work in-Progress

Property, plant and equipment's (PPE) are stated at cost less accumulated depreciation and impairment losses, if any. Cost of acquisition includes directly attributable costs for bringing the assets to its present location and use.

The cost of an item of PPE comprises its purchase price net of any trade discounts and rebates, any import duties and other taxes (other than those subsequently recoverable from the tax authorities), any directly attributable expenditure on making the asset ready for its intended use, other incidental expenses and interest on borrowings attributable to acquisition of qualifying assets up to the date the asset is ready for its intended use.

The present value of the expected cost for the decommissioning of an asset after its use is included in the cost of the respective asset if the recognition criteria for a provision are met. The cost of property, plant and equipment not ready for their intended use as at each reporting date is disclosed as capital work-in-progress.

Capital work-in-progress comprises supply-cum erection contracts; the value of capital supplies received at site and accepted, capital goods in transit and under inspection. An item of property, plant and equipment and any significant part initially recognised is derecognised upon disposal or when no future economic benefits are expected from its use or disposal. Any gain or loss arising on derecognition of the asset (calculated as the difference between the net disposal proceeds and the carrying amount of the asset) is included in the statement of profit and loss when the asset is derecognised.

8. Intangible Assets and Intangible Asset under Development

The cost of software (which is not an integral part of the related hardware) acquired for internal use and Direct expenditure incurred for development of intangible assets resulting in significant future economic benefits, is recognised as an Intangible Asset in the books of accounts when the same is ready for use.

Intangible Assets that are not yet ready for their intended use as at the reporting date are classified as "Intangible Assets under Development". Cost of Developmental work which is completed, wherever eligible, is recognised as an Intangible Asset.

Gains or losses arising from derecognition of an intangible asset are measured as the difference between the net disposal proceeds and the carrying amount of the asset and are recognised in the statement of profit or loss when the asset is derecognised.

9. Depreciation / Amortisation

Depreciation is calculated on a straight-line basis over the estimated useful lives of the assets. The Depreciation is provided as per the useful life prescribed in Schedule II of Companies Act, 2013.

Leasehold improvements are depreciated over the period of lease.

Where cost of a part of the asset is significant to total cost of the asset and estimated useful life of that part is different from the estimated useful life of the remaining asset, estimated useful life of that significant part is determined separately and the significant part is depreciated on straight-line basis over its estimated useful life.

The Group identifies and determines cost of each component/ part of the asset separately, if the component/ part has a cost which is significant to the total cost of the asset and has useful life that is materially different from that of the remaining asset.

The residual values, useful lives and methods of depreciation / amortisation of property, plant and equipment are reviewed at each financial year end and adjusted prospectively, if appropriate.



eMudhra Limited

CIN:L72900KA2008PLC060368

Notes forming part of the consolidated financial statements

Depreciation/amortisation on Property, plant & equipment added/disposed off during the year is provided on pro-rata basis with respect to date of acquisition/disposal.

Intangible assets are amortised over the estimated useful lives of 10 years on a straight-line basis, from the date that they are available for use. The residual values, useful lives and amortisation methods, are reviewed at each financial year end and adjusted prospectively, if appropriate.

10. Impairment of Non-Financial Assets

The Group assesses at each reporting date, whether there is an indication that an asset may be impaired. If any indication exists, or when annual impairment testing for an asset is required, the Group estimates the asset's recoverable amount.

An asset's recoverable amount is the higher of an assets or Cash Generating Unit's (CGU) fair value less costs of disposal and its value in use. Recoverable amount is determined for an individual asset, unless the asset does not generate cash inflows that are largely independent of those from other assets or groups of assets. When the carrying amount of an asset or CGU exceeds its recoverable amount, the asset is considered impaired and is written down to its recoverable amount.

In assessing value in use, the estimated future cash flows are discounted to their present value using a pre-tax discount rate that reflects current market assessments of the time value of money and the risks specific to the asset in determining fair value less costs of disposal.

Reversal of impairment provision is made when there is an increase in the estimated service potential of an asset or Cash Generating Unit (CGU), either from use or sale, on reassessment after the date when impairment loss for that asset was last recognised.

11. Leases

As a Lessee: -

Contracts with third party, which gives the right to use of an asset, is accounted in line with the provisions of "Ind AS 116 – Leases" if the recognition criteria as specified in the accounting standard are met.

Lease payments associated with short terms leases and leases in respect of low value assets are charged off as expenses on straight line basis over lease term or other systematic basis, as applicable.

At commencement date, the value of "right of use" is capitalised at the present value of outstanding lease payments plus any initial direct cost and estimated cost, if any, of dismantling and removing the underlying asset and presented as part of Plant, property and equipment. Liability for lease is created for an amount equivalent to the present value of outstanding lease payments and presented as Borrowings. Subsequent measurement of right of use assets is made using Cost model.

Each lease payment is allocated between the liability created and finance cost. The finance cost is charged to the Statement of Profit and loss over the lease period so as to produce a constant periodic rate of interest on the remaining balance of the liability for each period. The right-of-use asset is depreciated over the shorter of the asset's useful life and the lease term on a straight-line basis.

The lease payments are discounted using the interest rate implicit in the lease, if that rate can be determined, or the respective company's incremental borrowing rate. Lease modifications, if any are accounted as a separate lease if the recognition criteria specified in the standard are met.

As a lessor: -



eMudhra Limited

CIN:L72900KA2008PLC060368

Notes forming part of the consolidated financial statements

Leases are classified as operating lease, or a finance lease based on the recognition criteria specified in Ind AS 116.

a) Finance lease:

At commencement date, amount equivalent to the “net investment in the lease” is presented as a Receivable.

The implicit interest rate is used to measure the value of the “net investment in Lease”. Each lease payment is allocated between the Receivable created and finance income. The finance income is recognised in the Statement of Profit and loss over the lease period so as to reflect a constant periodic rate of return on the net investment in Lease.

The asset is tested for de-recognition and impairment requirements as per Ind AS 109 – Financial Instruments.

Lease modifications, if any are accounted as a separate lease if the recognition criteria specified in the standard are met.

b) Operating lease:

The Group recognises lease payments from operating leases as income on either a straight-line basis or another systematic basis, if required.

Lease modifications, if any are accounted as a separate lease if the recognition criteria specified in the standard are met.

12. Inventories

The inventories are valued at lower of cost or net realisable value.

The cost of bought out materials is ascertained by using the weighted average cost formula. The cost comprises the purchase cost of the item and cost of bringing such item into factory.

Net realizable value is the estimated selling price in the ordinary course of business, less estimated costs of completion and estimated costs necessary to make the sale.

13. Income Taxes

Income tax expense comprises current tax expense and the net change in the deferred tax asset or liability during the year. Current and deferred tax are recognized in the statement of profit and loss, except when they relate to items that are recognized in other comprehensive income or directly in equity, in which case, the current and deferred tax are also recognized in other comprehensive income or directly in equity, respectively.

Current income tax

Current income tax for the current and prior periods are measured at the amount expected to be recovered from or paid to the taxation authorities based on the taxable income for that period. The tax rates and tax laws used to compute the amount are those that are enacted or substantively enacted by the balance sheet date.

Current tax assets and liabilities are offset only if,

- as a legally enforceable right to set off the recognized amounts; and
- Intends either to settle on a net basis, or to realize the asset and settle the liability simultaneously.

Deferred Tax



eMudhra Limited

CIN:L72900KA2008PLC060368

Notes forming part of the consolidated financial statements

Deferred tax is provided on temporary differences between the tax bases of assets and liabilities and their carrying amounts for financial reporting purposes at the reporting date.

Deferred tax liabilities are recognised for all taxable temporary differences.

Deferred tax assets are recognised for all deductible temporary differences, the carry forward of unused tax credits and any unused tax losses to the extent that it is probable that taxable profit will be available against which the deductible temporary differences can be utilised. The carrying amount of deferred tax assets is reviewed at each reporting date and reduced to the extent that it is no longer probable that sufficient taxable profit will be available to allow all or part of the deferred tax asset to be utilised.

14. Foreign Currencies

Transactions in foreign currencies are initially recorded by the Group at their respective currency exchange rates at the date the transaction qualifies for recognition.

Monetary assets and liabilities denominated in foreign currencies are translated to the functional currency by using the closing exchange rate at the reporting date. Differences arising on settlement or translation of monetary items are recognised in statement of profit and loss. Non-monetary items that are measured in terms of historical cost in a foreign currency are translated using the exchange rate at the dates of the initial transactions.

15. Employee Benefits

Short-term employee benefits – Employee benefits payable wholly within twelve months of rendering the service are classified as short-term employee benefits and are recognised in the period in which the employee renders the related service.

Post-employment benefits (defined benefit plans) – The employees' gratuity scheme is a defined benefit plan. In accordance with the Payment of Gratuity Act, 1972 and other applicable law outside India, the Group provides for gratuity for the eligible employees. The Gratuity Plan provides a lump sum payment to vested employees at retirement, death, incapacitation or termination of employment, of an amount based on the respective employee's salary and the tenure of employment. The present value of the obligation under such defined benefit plan is determined at each Balance Sheet date based on an actuarial valuation using projected unit credit method. The discount rate is based on the prevailing market yields of Indian government securities. Gains and Losses through re-measurement of the net defined benefit liability / (asset) are recognized in Other Comprehensive Income.

Actuarial gains and losses and the return on plan assets (excluding interest) and the effect of the asset ceiling (if any, excluding interest), are recognised immediately in other comprehensive income (OCI). Net interest expense (income) on the net defined liability (asset) is computed by applying the discount rate, used to measure the net defined liability (asset), to the net defined liability (asset) at the start of the financial year after taking into account any changes as a result of contribution and benefit payments during the year. Net interest expense and other expenses related to defined benefit plans are recognised in statement of profit and loss.

When the benefits of a plan are changed or when a plan is curtailed, the resulting change in benefit that relates to past service or the gain or loss on curtailment is recognised immediately in statement of profit and loss.

Defined Contribution Plan

The Group has defined contribution plans for employees comprising of Provident Fund and Employee's State Insurance for the parent and subsidiary companies incorporated in India. The contributions paid/payable to these plans during the year are charged to the Statement of Profit and Loss for the year when the contributions are due. The group liability is limited to the extent of contributions made to these funds.



eMudhra Limited

CIN:L72900KA2008PLC060368

Notes forming part of the consolidated financial statements

Long-term employee benefits – Long-term employee benefits comprise of compensated absences and other employee incentives, if any. These are measured based on an actuarial valuation carried out by an independent actuary at each Balance Sheet date unless they are insignificant. Actuarial gains and losses and past service costs are recognized in the Statement of Profit and Loss.

16. Provisions/ Contingent liabilities and Contingent Assets

Provisions are recognised when the Group has a present obligation (legal or constructive) as a result of a past event, it is probable that an outflow of resources embodying economic benefits will be required to settle the obligation and a reliable estimate can be made of the amount of the obligation. When the Group expects some or all a provision to be reimbursed, the reimbursement is recognised as a separate asset, but only when the reimbursement is virtually certain. The expense relating to a provision is presented in the Statement of profit and loss net of any reimbursement.

Provision for onerous contracts is recognised when the expected benefits to be derived by the Group from a contract are lower than the unavoidable cost of meeting its obligations under the contract. The provision is measured at the present value of the lower of the expected cost of terminating the contract and the expected net cost of continuing with the contract. Before a provision is established, the Group recognizes any impairment loss on the assets associated with that contract. If the effect of the time value of money is material, provisions are discounted using a current pre-tax rate that reflects, when appropriate, the risks specific to the liability. When discounting is used, the increase in the provision due to the passage of time is recognised as a finance cost.

Contingent Liabilities/Assets

A contingent liability is a possible obligation that arises from past events whose existence will be confirmed by the occurrence or non-occurrence of one or more uncertain future events beyond the control of the Group or a present obligation that is not recognized because it is not probable that an outflow of resources will be required to settle the obligation. A contingent liability also arises in extremely rare cases where there is a liability that cannot be recognized because it cannot be measured reliably. The Group does not recognize a Contingent liability but discloses its existence in the consolidated financial statements.

A contingent asset is a possible asset that arises from past events whose existence will be confirmed by the occurrence or non-occurrence of one or more uncertain future events not wholly within the control of the Group. The Group does not recognize a Contingent asset but discloses its existence in the consolidated financial statements where an inflow of economic benefits is probable.

17. Cash and Cash Equivalents

Cash comprises of cash on hand and demand deposits. Cash equivalents are short-term highly liquid investments with original maturities of three months or less that are readily convertible to known amounts of cash, which are subject to an insignificant risk of change in value.

Bank overdrafts, if any, are classified as borrowings under current liabilities in the balance sheet.

18. Financial Instruments

Initial measurement

The Group recognizes financial assets and financial liabilities when it becomes a party to the contractual provisions of the instrument. All financial assets and liabilities are recognized at fair value on initial recognition except for the trade receivables which are initially measured at transaction price. Transaction costs that are directly attributable to the acquisition or issue of financial assets and financial liabilities, which are not at fair value through profit or loss, are added to or deducted from the fair value on initial recognition.



eMudhra Limited

CIN:L72900KA2008PLC060368

Notes forming part of the consolidated financial statements

Subsequent measurement [non-derivative financial instruments]

Financial assets carried at amortized cost.

A financial asset is subsequently measured at amortized cost if it is held within a business model whose objective is to hold the asset in order to collect contractual cash flows and the contractual terms of the financial asset give rise on specified dates to cash flows that are solely for payments of principal and interest on the principal amount outstanding.

Financial assets at fair value through other comprehensive income [FVTOCI]

A financial asset is subsequently measured at fair value through other comprehensive income if it is held within a business model whose objective is achieved by both collecting contractual cash flows and selling financial assets and the contractual terms of the financial asset give rise on specified dates to cash flows that are solely for payments of principal and interest on the principal amount outstanding. The Group has made an irrevocable election for its investments which are classified as equity instruments to present the subsequent changes in fair value in other comprehensive income based on its business model.

Financial assets at fair value through profit or loss [FVTPL]

A financial asset which is not classified in any of the above categories are subsequently fair valued through profit or loss.

Financial Liabilities

Financial liabilities are subsequently carried at amortized cost using the effective interest method.

Trade receivables

Trade receivables are the amount due from the customers for the services rendered in the ordinary course of business. Trade receivables are initially recognised at the amount of consideration that is unconditional unless they contain significant financing components, when they are recognised at the fair value. The Group holds trade receivables for the receipt of contractual cashflows and therefore measures them subsequently at the amortised cost using effective interest rate method.

Trade payables and other payables

These amounts represent liabilities for goods and services provided to the Group prior to the end of financial year which are unpaid. Trade payables are presented as current liabilities unless payment is not due within 12 months after the reporting period. They are recorded initially at fair value and subsequently measured at amortised cost using effective interest rate method.

Investment in Subsidiaries and associates

Investment in subsidiaries and Associates are measured at cost less impairment.

Share Capital – Ordinary Shares

An equity instrument is a contract that evidences residual interest in the assets of the Group after deducting all its liabilities. Equity instruments recognized by the Group are recognized at the proceeds received net of direct issue cost.

De-recognition of financial instruments

The Group derecognizes a financial asset when the contractual rights to the cash flows from the financial asset expire or it transfers the financial asset and the transfer qualifies for de-recognition under Ind AS 109. A financial liability (or a part of a financial liability) is derecognized from the Group Balance Sheet when the obligation specified in the contract is discharged or cancelled or expires.

Reclassification of Financial Instruments



eMudhra Limited

CIN:L72900KA2008PLC060368

Notes forming part of the consolidated financial statements

The Group determines classification of financial assets and liabilities on initial recognition. After initial recognition, no reclassification is made for financial assets which are equity instruments and financial liabilities. For financial assets which are debt instruments, a reclassification is made only if there is a change in the business model for managing those assets. If the Group reclassifies financial assets, it applies the reclassification prospectively.

Offsetting of Financial Instruments

Financial assets and financial liabilities are offset, and the net amount is reported in the balance sheet if there is a currently enforceable legal right to offset the recognised amounts and there is an intention to settle on a net basis, to realise the assets and settle the liabilities simultaneously.

19. Fair value Measurement

Fair value is the price that would be received on sale of an asset or paid to transfer a liability in an orderly transaction between market participants at the measurement date. The fair value measurement is based on the presumption that the transaction to sell the asset or transfer the liability takes place either:

- In the principal market for the asset or liability, or
- In the absence of a principal market, in the most advantageous market which can be accessed by the Group for the asset or liability

The fair value of an asset or a liability is measured using the assumptions that market participants would use when pricing the asset or liability, assuming that market participants act in their economic best interest. The Group uses valuation techniques that are appropriate in the circumstances and for which sufficient data are available to measure fair value, maximizing the use of relevant observable inputs and minimizing the use of unobservable inputs.

All assets and liabilities for which fair value is measured or disclosed in the consolidated financial statements are categorized within the fair value hierarchy, described as follows, based on the lowest level input that is significant to the fair value measurement as a whole:

Level 1 – Quoted prices (unadjusted) in active markets for identical assets or liabilities.

Level 2 – Inputs other than quoted prices included within Level 1 that are observable for the asset or liability, either directly (i.e. as prices) or indirectly (i.e. derived from prices).

Level 3 – Inputs for the assets or liabilities that are not based on observable market data (unobservable inputs).

For the purpose of fair value disclosures, the Group has determined classes of assets and liabilities on the basis of the nature, characteristics and risks of the asset or liability and the level of the fair value hierarchy.

20. Impairment of Financial Assets

Financial Assets

The Group recognizes loss allowances using the expected credit loss (ECL) model for the financial assets which are not fair valued through profit or loss. Loss allowance for trade receivables with no significant financing component is measured at an amount equal to lifetime ECL. The amount of expected credit losses (or reversal) that is required to adjust the loss allowance at the reporting date to the amount that is required to be recognized is recognized as an impairment gain or loss in profit or loss.

Non-Financial Assets

Intangible assets and property, plant and equipment

Intangible assets and property, plant and equipment are evaluated for recoverability whenever events or changes in circumstances indicate that their carrying amounts may not be recoverable. For the purpose of impairment testing, the recoverable amount (i.e., the higher of the fair value less cost to sell and the value-in-use) is determined on an individual asset basis.



eMudhra Limited

CIN:L72900KA2008PLC060368

Notes forming part of the consolidated financial statements

If such assets are considered to be impaired, the impairment to be recognized in the Statement of Profit and Loss is measured by the amount by which the carrying value of the assets exceeds the estimated recoverable amount of the asset. An impairment loss is reversed in the statement of profit and loss if there has been a change in the estimates used to determine the recoverable amount. The carrying amount of the asset is increased to its revised recoverable amount, provided that this amount does not exceed the carrying amount that would have been determined (net of any accumulated amortization or depreciation) had no impairment loss been recognized for the asset in prior years.

21. Share based payments

Equity-settled share based payments to employees and other providing similar services are measured at the fair value of the equity instruments at the grant date. Details regarding the determination of the fair value of equity-settled share based payment transactions are set out in note 55. The fair value determined at the grant date of the equity-settled share based payments is expensed on a straight-line basis over the vesting period, based on the estimate of equity instruments that will eventually vest, with a corresponding increase in equity. At the end of each reporting period, the Group revises its estimate of the number of equity instruments expected to vest. The impact of the revision of the original estimates, if any, is recognized in statement of profit and loss such that the cumulative expenses reflects the revised estimate, with a corresponding adjustment to the Share based payments reserve.

The dilutive effect of outstanding options is reflected as additional share dilution in the computation of diluted earnings per share.

22. Segment reporting

Operating segments are reported in the manner consistent with the internal reporting to the chief operating decision maker (CODM). The Group identifies primary segments based on the dominant source, nature of risks and returns and the internal organisation and management structure. The operating segments are the segments for which separate financial information is available and for which operating profit / loss amounts are evaluated regularly by the executive Management in deciding how to allocate resources and in assessing performance.

Segment revenue, segment expenses, segment assets and segment liabilities have been identified to segments on the basis of their relationship to the operating activities of the segment.



eMudhra Limited

CIN:L72900KA2008PLC060368

Notes forming part of the consolidated financial statements

(All amounts are in INR million, unless otherwise stated)

3a Property, Plant and Equipment

Particulars	Leasehold land	Buildings	Computer and hardware	Motor vehicles	Furniture & Fixtures	Plant & Machinery	Office and Electrical equipment's	Total
Gross Carrying Amount								
As at March 31, 2022	89.25	552.53	86.57	6.21	-	-	43.33	777.88
Additions/ adjustments during the year	-	156.27	11.73	-	44.98	26.67	55.16	294.81
Disposals/ adjustments during the year	-	-	(0.06)	-	-	-	(0.22)	(0.28)
Exchange fluctuation	-	-	(0.41)	-	-	-	0.26	(0.15)
As at March 31, 2023	89.25	708.80	97.83	6.21	44.98	26.67	98.53	1,072.27
Additions/ adjustments during the year	9.00	8.79	121.28	2.38	11.62	69.44	34.90	257.41
Disposals/ adjustments during the year	(6.25)	-	-	-	-	-	-	(6.25)
Exchange fluctuation	-	-	0.50	-	-	-	-	0.50
As at March 31, 2024	92.00	717.59	219.61	8.59	56.60	96.11	133.43	1,323.93
Accumulated Depreciation								
As at March 31, 2022	5.09	16.45	65.05	4.69	-	-	28.10	119.39
Depreciation for the year	0.85	11.76	8.73	0.22	4.04	1.69	10.76	38.04
Disposal/ adjustments during the year	(0.48)	0.49	(0.06)	-	-	-	(0.18)	(0.23)
Exchange fluctuation	-	-	0.41	-	-	-	(0.27)	0.14
As at March 31, 2023	5.46	28.70	74.13	4.91	4.04	1.69	38.41	157.34
Depreciation for the year	0.84	11.90	27.38	0.57	5.07	1.98	12.61	60.35
Disposal/ adjustments during the year	(0.34)	-	-	-	-	-	-	(0.34)
Exchange fluctuation	-	-	0.55	-	-	-	-	0.55
As at March 31, 2024	5.96	40.60	102.06	5.48	9.11	3.67	51.02	217.90
Net carrying amount								
As at March 31, 2022	84.17	536.07	21.52	1.52	-	-	15.23	658.50
As at March 31, 2023	83.79	680.10	23.70	1.30	40.94	24.98	60.12	914.93
As at March 31, 2024	86.04	676.99	117.55	3.11	47.49	92.44	82.41	1,106.03



(All amounts are in INR million, unless otherwise stated)

Notes:

(i) Details of leasehold land

a. Lease hold land measuring 12140.00 Sq. Mtrs located at plot no. 12- P1- A & 12 -P1-B(Corner) of Bengaluru IT Park Industrial Area in SY nos. 95/P & 7 (Block no.21,22 &24- Part) of B K Palya Village , Jala Hobli, Bengaluru North Taluk, has been allotted to the parent company by Karnataka Industrial Areas Development Board(KIADB) for a leasehold period of 99 years. The parent Company obtained possession on 29.03.2016. This land was mortgaged against term loan of INR 250 from Kotak Mahindra Bank. This term loan were fully repaid and mortgage was released during the financial year 2022-23.

b. Lease hold land measuring 2.5 acres in the ELCOSEZ- Jagirampalayam,Salem has been allotted to the parent company by Electronics Corporation of Tamil Nadu Limited(ELCOT) for a lease period of 99 years. During the financial year, the company has surrendered the leasehold land to ELCOT for a consideration of Rs. 2.43.

(ii) Depreciation / Amortisation

Depreciation is calculated on straight line basis over the estimated useful lives of the asset

Leased assets are amortised on a straight line basis over their estimated useful lives or their respective lease term whichever is shorter

(iii) Method of Accounting Depreciation

Depreciation / Amortisation has been calculated as per the Accounting Policy No. 9 and recognised as expense in the Statement of Profit and Loss.

(iv) Estimation of useful life of Assets

The estimated useful lives of various categories of Tangible Assets is as follows:

Asset Class	Years
Leasehold land	99
Buildings*	3 - 60
Computer and hardware	3 - 6
Motor vehicles*	8-10
Furniture & Fixtures	10
Plant & Machinery	15
Office and Electrical equipment's	5-10

* Based on estimated useful life (which are different from the useful life indicated in Schedule II to the Companies Act, 2013) after taking into consideration factors like expected usage of assets, risk of technical and commercial obsolescence etc.

(v) Restriction on title

With reference to the lease hold land allotted by KIADB, the parent company has received rectification deed from KIADB in September 2022, wherein KIADB has accorded approval to transfer the lease hold land to the parent company after 2 years of continuous production from the date of commercial production. The parent company has implemented the project on 01st April 2022 and accordingly sale deed with KIADB will be executed after the completion of 2 years. The parent company has filed application with KIADB on 12.04.2024 for execution of sale deed in the name of the company and is confident of obtaining the legal title from KIADB and do not foresee any further obligation towards transfer of title.

(vi) Contractual commitments

Refer Note 35 for outstanding contractual commitments.

(vii) Impairment of assets - Refer note 34

(viii) Refer Note 8 in respect of unadjusted capital advance paid towards Property, Plant and Equipment.

(ix) Deemed Cost

On transition to Ind AS, the group has elected to continue with the carrying value of all its other property, plant and equipment as at April 1, 2021 measured as per the previous GAAP and use that carrying value as the deemed cost of the property, plant and equipment.

(x) Amount of depreciation recognised as a part of other asset is Nil.



3b Capital work-in-progress

Particulars	As at	As at
	March 31,2024	March 31,2023
Buildings	2.55	13.84
Office and Electrical equipment	37.20	8.56
Furniture & Fixtures	0.20	8.46
Computer & Hardware	263.39	335.19
Total	303.34	366.05

Ageing of Capital work-in-progress as at March 31, 2024

Particulars	Amount in CWIP for a period of				Total
	Less than 1 year	1-2 Years	2-3 Years	More than 3 years	
Projects in Progress	158.72	144.62	-	-	303.34
Projects temporarily suspended	-	-	-	-	-
Total	158.72	144.62	-	-	303.34

Completion schedule - Time and Cost overrun 2023-24

CWIP	To be completed in				Total
	Less than 1 year	1-2 years	2 - 3 years	More than 3 years	
Building	-	-	-	-	-
Total	-	-	-	-	-


Ageing of Capital work-in-progress as at March 31, 2023

Particulars	Amount in CWIP for a period of				Total
	Less than 1 year	1-2 Years	2-3 Years	More than 3 years	
Projects in Progress	356.96	-	-	9.09	366.05
Projects temporarily suspended	-	-	-	-	-
Total	356.96	-	-	9.09	366.05

Completion schedule - Time and Cost overrun 2022-23

CWIP	To be completed in				Total
	Less than 1 year	1-2 years	2 - 3 years	More than 3 years	
Building	-	9.09	-	-	9.09
Total	-	9.09	-	-	9.09

(i) Impairment of assets - Refer note 34



4 Right-of-use assets

Particulars	Plant and Machinery
Gross Carrying Amount	
As at March 31, 2022	138.62
Additions	19.23
Adjustments	(3.57)
Derecognised	-
As at March 31, 2023	154.28
Additions	-
Adjustments	-
Derecognised	(137.94)
As at March 31, 2024	16.34
Accumulated Depreciation	
As at March 31, 2022	33.97
Amortisation for the year	35.53
Adjustments	-
Derecognised	-
As at March 31, 2023	69.50
Amortisation for the year	35.18
Adjustments	-
Derecognised	(90.20)
As at March 31, 2024	14.48
Net carrying amount	
As at March 31, 2022	104.65
As at March 31, 2023	84.78
As at March 31, 2024	1.86

Notes:

Depreciation has been charged to ROU Assets on a straight line method based on the lease term and is included under depreciation and amortization expense in the statement of Profit and Loss.

(i) The following amount have been recognised in the statement of profit and loss

Particulars	For the year ended March 31, 2024	For the year ended March 31, 2023
Depreciation (refer note 30)	35.18	35.53
Interest expense (refer note 29)	16.82	20.00
Expense relating to short term lease (refer note 31)	31.88	26.50
Gain on lease termination (refer note 24)	(22.75)	-
Other borrowing cost on account of pre closure of lease (refer note 29)	1.08	-

(ii) Extension and termination options

Extension and termination options are included in the property lease agreements. These are used to maximise operational flexibility in terms of managing the assets used in the group's operations. The majority of extension and termination options held are exercisable only by the parent company and not by the respective lessor.

(iii) Critical judgements in determining the lease term:

In determining the lease term, management considers all facts and circumstances that create an economic incentive to exercise an extension option, or not exercise a termination option. Extension options (or periods after termination options) are only included in the lease term if the lease is reasonably certain to be extended (or not terminated).



eMudhra Limited

CIN:L72900KA2008PLC060368

Notes forming part of the consolidated financial statements

(All amounts are in INR million, unless otherwise stated)

(iv) The table below provides details regarding the contractual maturities of lease liabilities as at March 31, 2024 and March 31, 2023 on an undiscounted basis:

Particulars	As at March 31,2024	As at March 31,2023
Less than one year	1.41	34.75
One to two years	0.29	32.45
More than two years	-	29.52
Total	1.70	96.72

The parent company does not face a significant liquidity risk with regard to its lease liabilities as the current assets are sufficient to meet the obligations related to lease liabilities as and when they fall due.

(v) Net Debt Reconciliation

Particulars	Lease liability	Cash	Total
Net Debt as on April 01, 2022	(127.39)	82.55	(44.84)
Cash flows	43.96	587.25	631.21
Addition on account of recognition of RoU asset	(1.63)	-	(1.63)
Interest expense	(20.00)	-	(20.00)
Less: Adjustments	8.36	-	8.36
Net Debts as on March 31, 2023	(96.72)	669.80	573.08
Cash flows	43.82	1,582.85	1,626.67
Addition on account of recognition of RoU asset	-	-	-
Interest expense	(16.82)	-	(16.82)
Other borrowing cost	(1.08)	-	(1.08)
Deletion on account of termination of RoU asset	69.10	-	69.10
Net Debts as on March 31, 2024	(1.70)	2,252.65	2,250.95

(vi) References to other leases related notes

For leases accounting policy refer accounting policy no. 11

For leases liability related information refer note 17

(vii) Leases not yet commenced to which lease is committed

As at March 31, 2024, commitments for leases not yet commenced was Nil (2023:Nil)

(viii) Contractual maturities of financial liabilities : Refer note no 48



5a Other intangible assets

Particulars	Computer Software (Including development costs)
Gross carrying amount	
As at March 31, 2022	907.01
Additions	273.82
Disposals	-
Effect of exchange fluctuation	15.60
As at March 31, 2023	1,196.43
Additions	433.60
Disposals	-
Effect of exchange fluctuation	8.12
As at March 31 2024	1,638.15
Accumulated Amortisation	
As at March 31, 2022	524.76
Amortisation for the year	84.88
Disposals	-
Effect of exchange fluctuation	5.27
As at March 31, 2023	614.91
Amortisation for the year	112.56
Disposals	-
Effect of exchange fluctuation	3.32
As at March 31 2024	730.79
Net carrying amount	
As at March 31, 2022	382.25
As at March 31, 2023	581.52
As at March 31 2024	907.36

(i) Depreciation / Amortisation

Depreciation is calculated on straight line basis over the estimated useful lives of the asset

(ii) Method of Accounting Depreciation/Amortisation

Amortisation has been calculated as per the Accounting Policy No. 9 of the group and recognised as expense in the Statement of Profit and Loss.

(iii) Estimation of useful life of Assets

The estimated useful lives of the Other Intangible Assets is as follows:

Asset Class	Years
Computer software (including development costs)	10

(iv) Restriction on title: Nil**(v) Contractual commitments**

Refer Note 35 for outstanding contractual commitments

(vi) Impairment of assets - Refer note 34**(vii) Refer Note 8 in respect of unadjusted capital advance paid towards Other Intangible assets**

eMudhra Limited

CIN:L72900KA2008PLC060368

Notes forming part of the consolidated financial statements

(All amounts are in INR million, unless otherwise stated)

5b Intangible assets under development

Particulars	As at	
	As at March 31,2024	March 31,2023
Internally developed	202.61	106.24
Less: Provision for impairment	-	-
Total	202.61	106.24

Intangible assets under development ageing schedule 2023-24

Intangible assets under development	Amount in Intangible assets under development for a period of				Total
	Less than 1 year	1-2 Years	2-3 Years	More than 3 years	
Projects in Progress	202.61	-	-	-	202.61
Projects temporarily suspended	-	-	-	-	-
Total	202.61	-	-	-	202.61

Completion schedule - Time and cost over run 2023-24

Intangible assets under development	To be completed in				Total
	Less than 1 year	1 - 2 years	2 - 3 years	More than 3 years	
Projects in Progress	-	-	-	-	-
Total	-	-	-	-	-

Intangible assets under development ageing schedule 2022-23

Intangible assets under development	Amount in Intangible assets under development for a period of				Total
	Less than 1 year	1-2 Years	2-3 Years	More than 3 years	
Projects in Progress	95.71	10.53	-	-	106.24
Projects temporarily suspended	-	-	-	-	-
Total	95.71	10.53	-	-	106.24

Completion schedule - Time and cost over run 2022-23

Intangible assets under development	To be completed in				Total
	Less than 1 year	1 - 2 years	2 - 3 years	More than 3 years	
Projects in Progress	-	-	-	-	-
Total	-	-	-	-	-

(i) Contractual commitments

Refer Note 35 for outstanding contractual commitments

(ii) Impairment of assets - Refer note 34



Particulars	As at March 31,2024	As at March 31,2023
6 Financial Assets		
Current investments		
Unquoted		
Investment in mutual funds at fair value through Profit and loss		
ICICI Prudential Overnight Fund Direct Plan Growth [units 92,802.64 @ Rs. 1208.48 per unit]	-	112.15
HDFC Overnight Fund Direct Plan Growth [units 29,231.01 @ Rs.3328.44 per unit]	-	97.29
Mirae Asset Liquid Fund - Direct Plan Growth [units 7870.710 @ Rs.2550.29 per unit]	20.07	-
UTI Liquid Fund - Direct Plan Growth [units 5085.612 @ Rs.3957.97 per unit]	20.13	-
Investment in equity shares at amortised cost		
ICICI Bank Limited no. of shares 70 @ Rs.453.01 per share [no. of shares 60 @ Rs.359.13 per share]	0.03	0.02
Total	40.23	209.46
i. Particulars	2023-24	2022-23
(a) Aggregate amount of quoted investments and market value thereof	0.03	0.02
(b) Aggregate amount of unquoted investments	40.20	209.44
(c) Aggregate amount of impairment in value of investments	-	-
7 Other financial assets		
Non-Current		
Unsecured, considered good		
Security deposit	-	5.24
Bank deposits with maturity more than 12 months*	17.11	13.43
Total	17.11	18.67
* Includes INR 17.11 (2023: INR 13.43) held as margin money deposit as against bank guarantees. (i) Refer note 47 for classification of financial instruments		
Current		
Unsecured, considered good		
Interest accrued but not due on deposits	19.35	7.18
Other deposits	-	1.54
Rent deposit	4.14	3.31
Security deposits	5.10	4.53
Tender deposit	2.82	2.24
Total	31.41	18.80
(i) Financial instruments Refer note 47 for classification of financial instruments		
(ii) Impairment of financial assets Provision for impairment has been made in line with accounting policy no.20		
8 Other non-current assets		
Unsecured, considered good		
Capital advances	30.68	2.71
Others		
Balance with government authorities	0.55	0.55
Prepaid expenses	1.66	1.64
Contract cost	22.38	-
Total	55.27	4.90
Other current assets		
Unsecured, considered good		
Advance to suppliers	15.14	10.66
Others		
Prepaid expenses	25.26	15.44
Contract cost	1.23	-
Balance with government authorities	8.76	6.66
Unbilled revenue	691.27	534.27
Contract Asset	16.43	20.71
Other current assets	0.86	0.30
Total	758.95	588.04
9 Inventories (Valued at lower of cost or Net realisable value)		
Stock in trade*	29.36	10.34
Total	29.36	10.34

*includes stock in trade of Rs. Nil (2023: 0.60)



Particulars	As at March 31,2024	As at March 31,2023
10 Trade receivables		
Unsecured, considered good		
- Others	1,037.29	680.78
Less: Allowance for expected credit loss	(4.41)	(8.54)
Total	1,032.88	672.24
(i) Payment terms		
a. In majority of contracts, payment is due on delivery of License. However, in some contracts a portion of dues is linked to satisfaction of further performance obligations like completion of installation and commission activity etc.		
b. Amount retained by customer in respect of completed performance obligation, due to linking of payment with completion of other performance obligations in the contract, is classified as contract asset. Balance amount receivable is classified as Trade receivable.		
(ii) Financial instruments		
Refer note 47 for classification of financial instruments		
(iii) Refer note 42 for trade receivable ageing schedule		
(iv) Related party disclosure : Refer Note 44 for Related Party Disclosures		
11 Cash and cash equivalents		
Balance with banks:		
- In current account	1,031.83	645.55
-Deposit accounts	1,220.53	24.00
Cash on hand	0.29	0.25
Total	2,252.65	669.80
Cash and cash equivalents includes Term Deposits with original maturity period up to three months. Term Deposits with original maturity period beyond Three months upto Twelve months have been included in Bank balances (Refer Note 12) and Term Deposits with original maturity period beyond Twelve months have been included in Other financial assets (Refer Note 7).		
(i) Refer note 47 for classification of financial instruments		
(ii) There are no repatriation restrictions with regard to cash and cash equivalents		
12 Bank balance other than cash and cash equivalents		
Balances with bank held as margin money deposits as against bank guarantees	1.64	5.26
In deposit accounts	200.00	308.70
Unpaid dividend account	0.07	0.04
Total	201.71	314.00
(i) Refer note 47 for classification of financial instruments		
(ii) There are no repatriation restrictions with regard to cash and cash equivalents		
13 Loans		
Unsecured, considered good		
Others		
Loans to employees	25.42	0.49
Total	25.42	0.49



eMudhra Limited

CIN:L72900KA2008PLC060368

Notes forming part of the consolidated financial statements

(All amounts are in INR million, unless otherwise stated)

Particulars	As at	As at
	March 31, 2024	March 31, 2023
14 Share capital		
Authorised share capital		
12,30,00,000(2023: 12,30,00,000) equity shares of INR 5 each	615.00	615.00
2,50,00,000 (2023: 2,50,00,000) Preference shares of INR 10 each	250.00	250.00
Total	865.00	865.00

Equity share capital

(i) Issued, Subscribed and fully paid up share capital

8,08,40,881(2023: 7,49,73,820) equity shares of INR 5 each	404.20	374.87
--	--------	--------

(ii) Reconciliation of the equity share outstanding at the beginning and at the end of the year:

Particulars	As at March 31, 2024		As at March 31, 2023	
	No. of Shares	Amount	No. of Shares	Amount
Share outstanding at the beginning of the year	7,80,72,371	390.36	7,01,79,692	350.90
Add: Share issued during the year	47,39,336	23.70	78,92,679	39.46
Share outstanding at the end of the year	8,28,11,707	414.06	7,80,72,371	390.36
Less: Shares held by eMudhra Employee Stock Option Trust	19,70,826	9.86	30,98,551	15.49
Share outstanding at the end of the year	8,08,40,881	404.20	7,49,73,820	374.87

(iii) Details of shareholders holding more than 5% shares in the group

Name of the Shareholder	As at March 31, 2024		As at March 31, 2023	
	No. of Shares	% Holding	No. of Shares	% Holding
V Srinivasan	2,71,22,543	32.75%	2,71,22,543	34.74%
Taarav Pte Ltd	1,38,42,877	16.72%	1,38,42,877	17.73%
Lakshmi Kaushik	56,97,159	6.88%	56,97,159	7.30%
Nippon Life India Trustee Limited	54,83,786	6.62%	30,87,579	3.95%

(iv) Terms, Rights, preferences and restrictions attaching to each class of shares

Particulars	As at	As at
	March 31, 2024	March 31, 2023

a. Shares reserved for issue under options and contracts/ commitments for the sale of shares/ disinvestment.

- -

b. The aggregate value of calls unpaid (including Directors and Officers of group)

- -

c. Shares forfeited


- -

d. The parent company has only one class of equity shares having par value Rs. 5 per share each holder of equity share is entitled to one vote per share. Each share holder has a right to receive the dividend declared by the parent company. On winding up of the parent company the equity share holders will be entitled to get the realise value of the remaining assets of the parent company, if any, after distribution of preferential amounts as per law. The distribution will be in proportion to the number of equity shares held by the share holders.

(v) During previous five years the parent company has not bought back its shares

(vi) During the previous five years the parent company has not allotted any shares as fully paid up pursuant to contract without payment being received in cash

(vii) During the previous five years the parent company not allotted any shares as fully paid up by way of bonus shares



eMudhra Limited

CIN:L72900KA2008PLC060368

Notes forming part of the consolidated financial statements

(All amounts are in INR million, unless otherwise stated)

(viii) Details of share holding of Promoter and Promoter Group


Name of Shareholder	As at 31st March 2024			As at 31st March 2023		
	No. of Equity shares held	% of holding	% Change during the Year	No. of Equity shares held	% of holding	% Change during the Year
V Srinivasan	2,71,22,543	32.75%	-1.99%	2,71,22,543	34.74%	-8.59%
Taarav Pte Ltd	1,38,42,877	16.72%	-1.01%	1,38,42,877	17.73%	-8.43%
Arvind Srinivasan	31,54,646	3.81%	-0.23%	31,54,646	4.04%	-5.42%
Kaushik Srinivasan	9,25,880	1.12%	-0.07%	9,25,880	1.19%	-0.86%

(ix) Final Dividend

Particulars	For the year ended 31st March 2024	For the year ended 31st March 2023
(a) Final dividend for FY 2021-22	-	94.83
(b) Final dividend for FY 2022-23	94.10	-

(x) Private placement of parent company

The Board of Directors of parent company vide its meeting dated April 30, 2022 accorded approval to issue 16,03,618 equity shares at price of Rs.243.20 per share (Par value of Rs.5/- per equity share and premium of Rs.238.20 per equity share) on preferential basis through private placement to various investors. Accordingly, the parent company has allotted those shares to those investors on 05th May 2022 and the proceeds from this private placement have been utilised for the purpose as approved and filed with the appropriate authorities.



eMudhra Limited

CIN:L72900KA2008PLC060368

Notes forming part of the consolidated financial statements

(All amounts are in INR million, unless otherwise stated)

Particulars	As at March 31,2024	As at March 31,2023
15 Other equity		
Capital redemption reserve [refer note 15.1 below]	283.43	283.43
Preference share capital [refer note 15.7 below]	-	-
Securities Premium [refer note 15.2 below]	3,787.02	1,857.43
Retained earnings [refer note 15.3 below]	1,952.74	1,295.96
Capital reserve on consolidation	9.91	9.91
Foreign currency translation reserve [refer note 15.4 below]	61.57	63.79
Total other comprehensive income [refer note 15.5 below]	1.76	3.38
Share based payment reserve [refer note 15.6 below]	62.30	27.19
	6,158.73	3,541.09
15.1 Capital redemption reserve		
Balance at the beginning of the year	283.43	197.43
Add: Transactions during the year	-	-
Add: Adjusted against securities premium	-	-
Add: transferred from retained earnings	-	86.00
Balance as at the end of the year	283.43	283.43
15.2 Securities premium		
Balance at the beginning of the year	1,857.43	-
Add: Issue of equity shares	1,976.30	1,960.54
Add: Exercise of stock options by employees	13.49	9.81
Less: Transaction costs on issue of equity shares	(60.21)	(112.92)
Balance as at the end of the year	3,787.02	1,857.43
15.3 Retained earnings		
Balance at the beginning of the year	1,295.96	860.02
Profit/ (Loss) for the year	750.64	616.77
Add: Transferred from Share based payment reserve for the options vested and lapsed	0.24	-
Less: Transfer to capital redemption reserve	-	(86.00)
Less: Dividend paid (Including preference dividend of INR 4.41 million)	(94.10)	(94.83)
Balance as at the end of the year	1,952.74	1,295.96



eMudhra Limited

CIN:L72900KA2008PLC060368

Notes forming part of the consolidated financial statements

(All amounts are in INR million, unless otherwise stated)

Particulars	As at March 31,2024	As at March 31,2023
15.4 Foreign currency translation reserve		
Balance at the beginning of the year	63.79	19.83
Add: Exchange difference on translation of foreign operation	(2.22)	43.96
Balance as at the end of the year	61.57	63.79
15.5 Other comprehensive income for the year		
Balance at the beginning of the year	3.38	8.64
Add: Other comprehensive income for the year	(1.33)	(4.64)
Add: Exchange fluctuation	(0.29)	(0.62)
Balance as at the end of the year	1.76	3.38
15.6 Share based payment reserve		
Balance at the beginning of the year	27.19	5.24
Add: Stock compensation expense during the year	41.45	31.64
Add: Stock compensation capitalized during the year	3.42	-
Add: Exchange fluctuation	3.97	0.12
Less: Transferred to Securities premium for options exercised	(13.49)	(9.81)
Less: Transferred to general reserve for the options vested and lapsed	(0.24)	-
Balance as at the end of the year	62.30	27.19



eMudhra Limited

CIN:L72900KA2008PLC060368

Notes forming part of the consolidated financial statements

(All amounts are in INR million, unless otherwise stated)

Particulars	As at March	As at March
	31,2024	31,2023
15.7 Preference Share capital		
(i) Issued, Subscribed and fully paid up share capital		
Nil (2023: Nil) equity shares of INR 10 each	-	-

(ii) Reconciliation of the number of shares outstanding at the beginning and at the end of the year:

Name of the Shareholder	As at March 31,2024		As at March 31,2023	
	No. of Shares	Amount	No. of Shares	Amount
Share outstanding at the beginning of the year	-	-	8.60	86.00
Add: Share issued during the year	-	-	-	-
Less: Redeemed during the year	-	-	(8.60)	(86.00)
Share outstanding at the end of the year	-	-	-	-

(iii) Dividend

Particulars	For the year ended	For the year ended
	31st March 2024	31st March 2023
(a) Final dividend for FY 2021-22	-	2.58
(b) Final dividend for FY 2022-23	-	1.83

(vi) These Preference shares amounting to INR 86 are issued to the promoter group at a face value of INR 10 each. The shares had a 3% coupon rate until its redemption and grouped under other equity. The preference shares are redeemed on December 15 2022.

Nature and purpose of the reserves

Securities premium

Securities premium is created out of the premium on issue of equity shares. The reserve is utilised in accordance with the provisions of Companies Act, 2013

Other Comprehensive income

Other Comprehensive income are those gains/ losses which are not yet realised and excluded from the statement of profit and loss. It consist of remeasurement of the net defined benefit liability and foreign currency translation reserve on consolidation of subsidiary companies.

Capital redemption reserve

Capital redemption reserve is created by transfer from retained earnings an amount equal to face value of shares bought back or redeemed. This reserve is utilised in accordance with the Provisions of Companies Act, 2013.

Share based payment reserve

The reserve related to employee share based payment plans granted by the parent company to the employees of the group. Further information about share based payment to employees is set out in note 46.



Notes forming part of the consolidated financial statements

(All amounts are in INR million, unless otherwise stated)

Particulars	As at March 31,2024	As at March 31,2023
16 Borrowings		
Current		
Unsecured		
From Other related parties (refer note 29)	74.71	156.50
Total	<u>74.71</u>	<u>156.50</u>
(i) Period and amount of default - Nil		
(ii) Related party disclosure : Refer Note 44 for Related Party Disclosures		
(iii) Refer note 47 for classification of financial instruments		
(iv) The loan from other related parties are unsecured with the interest rate of 8% repayable on demand		
17 Lease Liabilities		
Non current		
Lease Liability	0.29	61.97
Total	<u>0.29</u>	<u>61.97</u>
Lease Liabilities		
Current		
Current Liability of Lease	1.41	34.75
Total	<u>1.41</u>	<u>34.75</u>
(i) Financial instruments		
Refer Note 47 for classification of financial instruments		
17A Other financial liabilities		
Current		
DSC Portal deposit	8.70	2.71
Unpaid dividend	0.07	0.04
Other advances from customers	6.84	0.03
Employee benefits payable	116.41	47.49
Security deposit from customers	0.06	2.53
Non trade payables dues to micro and small enterprises	4.02	-
Capital creditors	-	4.75
Total	<u>136.10</u>	<u>57.55</u>
(i) Refer note 47 on classification of financial instruments		
18 Trade payables		
Dues to micro enterprises and small enterprises (Refer note 40)	81.46	54.13
Dues to creditors other than micro enterprises and small enterprises		
Others	158.16	128.01
Total	<u>239.62</u>	<u>182.14</u>
(i) Financial instruments : Refer Note 47 for classification of financial instruments.		
(ii) Refer note 43 for trade payables ageing schedule		
19 Provisions		
Non current		
Employee benefits		
Compensated absences [refer note 45]	2.19	1.88
Gratuity [refer note 45]	23.47	25.73
Total	<u>25.66</u>	<u>27.61</u>
Provisions		
Current		
Employee benefits		
Bonus	168.71	34.37
Compensated absences [refer note 45]	3.51	3.13
Gratuity [refer note 45]	3.94	2.09
Total	<u>176.16</u>	<u>39.59</u>



eMudhra Limited

CIN:L72900KA2008PLC060368

Notes forming part of the consolidated financial statements

(All amounts are in INR million, unless otherwise stated)

Particulars	As at March 31,2024	As at March 31,2023
21 Other non-current liabilities		
Contract liability		
Deferred Revenue	28.82	0.05
Total	28.82	0.05
Other current liabilities		
Deferred Revenue	49.73	38.79
Statutory dues	28.60	23.51
	78.33	62.30
22 Current Tax Liabilities (Net)		
Provision for tax, net	50.93	27.20
Total	50.93	27.20
Current tax assets (net)		
Tax payment pending adjustments	22.43	-
Total	22.43	-



Particulars	As at March 31,2024	As at March 31,2023
20 Deferred tax Liabilities (Net)		
Deferred tax (asset)/liability, net		
Deferred tax liabilities	79.20	38.25
Deferred tax assets	(11.98)	(12.60)
Total	67.22	25.65

Deferred tax balance

Particulars	As at March 31, 2024	As at March 31, 2023
Deferred tax in relation to:		
Property, plant and equipment	79.26	37.88
Provision for employee benefits	(5.92)	(6.43)
Right of use assets and lease liability	(0.04)	(3.91)
Financial assets	(0.06)	0.37
Financial liabilities	(5.28)	-
Others	(0.74)	(2.26)
Total	67.22	25.65

2023-24	Opening Balance	Recognised in profit or loss	Recognised in Other comprehensive income	Closing balance
Deferred tax liabilities/(assets) in relation to				
Property, plant and equipment	37.88	41.39	-	79.26
Provision for employee benefits	(6.43)	0.50	-	(5.92)
Remeasurement of defined benefit obligation	-	0.26	(0.26)	-
Right of Use and Lease liability	(3.91)	3.87	-	(0.04)
Financial assets	0.37	(0.43)	-	(0.06)
Financial liabilities	-	(5.28)	-	(5.28)
Others	(2.26)	1.52	-	(0.74)
Total	25.65	41.83	(0.26)	67.22

2022-23	Opening Balance	Recognised in profit or loss	Recognised in Other comprehensive income	Closing balance
Deferred tax liabilities/(assets) in relation to				
Property, plant and equipment	24.74	13.14	-	37.88
Provision for employee benefits	(5.65)	(0.78)	-	(6.43)
Remeasurement of defined benefit obligation	-	1.47	(1.47)	-
Right of Use and Lease liability	(1.16)	(2.75)	-	(3.91)
Financial assets	-	0.37	-	0.37
Others	(0.01)	(2.25)	-	(2.26)
Total	17.92	9.20	(1.47)	25.65

(i) Tax Expense

a) Recognised in statement of profit and loss

Particulars	For the year ended March 31, 2024	For the year ended March 31, 2023
Current tax		
In respect of the current year	120.75	118.35
In respect of prior years	0.52	(5.74)
	121.27	112.61
Deferred tax		
In respect of the current year	41.83	9.20
Total	41.83	9.20
Total tax expense	163.10	121.81



b) Recognised in Other comprehensive Income

Particulars	For the year ended March 31, 2024	For the year ended March 31, 2023
Deferred tax		
In respect of the current year - OCI	0.26	1.47
Total	0.26	1.47

c) The reconciliation between the provision for income tax of the company and amounts computed by applying the Indian Statutory income tax rates to profit before taxes is as follows:

Particulars	For the year ended March 31, 2024	For the year ended March 31, 2023
Profit before Tax	926.62	733.79
Enacted income tax rate in India	25.17%	25.17%
Computed expected tax expenses	233.23	184.68
Effect of:		
Differential tax rates of branches/ Subsidiaries operating in other jurisdiction	(58.49)	(58.88)
Expenses that are not deductible in determining taxable profit	(4.04)	(5.04)
Others	(7.08)	(4.69)
Reversal of tax provisions of previous year	(0.52)	5.74
	(70.13)	(62.87)
Income tax expenses recognized in the statement of Profit and loss	163.10	121.81



Particulars	For the year ended March 31,2024	For the year ended March 31,2023
23 Revenue from operations		
Sale of software/solutions services	3,331.18	2,165.85
Sale of products	400.01	321.72
Total	3,731.19	2,487.57

(i) Disaggregation of revenue

Revenue earned by the group is disaggregated by its sources based on its key operating segments as disclosed in Note 49

(ii) Reconciliation of revenue recognised in Statement of Profit and Loss with contract Price

Revenue as per the Statement of Profit and Loss

Sale of software solutions/services	3,331.18	2,165.85
Sale of Products	400.01	321.72
Total (a)	3,731.19	2,487.57
Add/ (less) adjustment to contract price		
Foreign Exchange variation claim	-	-
Price revision	-	-
Adjustment of commission to controllers	-	-
Discount and rebate offered	-	-
Others	-	-
Total adjustment (b)	-	-
Contract price (a+b)	3,731.19	2,487.57

(iii) Satisfaction of performance obligation

a. In majority of the contracts performance obligation is satisfied "at a point in time" which is primarily determined on customer obtaining the control of the asset. Revenue from licenses where the customer obtains a "right to use" the license are recognised at the time the license is made available to the customer.

b. In Contracts with multiple performance obligations, revenue is recognised using percentage of completion method on satisfaction of each performance obligation.

c. Contract with the customer normally do not contain significant financing component and any advance payment received and /or amount retained by customer is with intention of protecting either parties to the contract.

d. Variable consideration primarily consists of discounts, rebates, price concessions, incentives and performance bonuses which are reduced from the transaction price, if specified in the contract with customer/ based on customary business practices.

e. Warranties provided are mainly in the nature of performance warranty

f. In case of AMC contracts, output method is used to recognise revenue where passage of time is the criteria for satisfaction of performance obligation.

g. For revenue recognition in respect of performance obligation satisfied at a "point in time" the following criteria is used for determining whether the customer has obtained "Control on asset"

- i. Transfer of significant risk and rewards
- ii. Customer has legal right/title to the asset
- iii. The entity has transferred the physical possession of the asset
- iv. Customer has accepted the asset
- v. Entity has the present right to payment for the asset

h. Transaction price is typically determined based on contract entered into with customer. Allocation of transaction price in respect to multiple obligation is based on relative standalone selling price.

i. The estimated amount of variable consideration is adjusted in the transaction price only to the extent that it is highly probable that a significant reversal in the amount of cumulative revenue recognized will not occur and is reassessed at the end of each reporting period.

j. The group classifies its right to consideration as either trade receivables or Contract asset. The Company's receivables are rights to consideration that are unconditional.

Unbilled revenue comprising revenue in excess of billing where the right to consideration is unconditional and is due only after passage of time.

k. No non-cash considerations are received/given during the current/previous year.

l. Remaining Performance obligation

The remaining performance obligation disclosure provides the aggregate amount of the transaction price yet to be recognised as at the end of the reporting period and an explanation as to when the group expects to recognise these amounts in revenue. Applying the practical expedient as given in Ind AS 115, the group has not disclosed remaining performance obligation related disclosures for contracts where the revenue recognised corresponds directly with the value to the customer of the entity; performance completed to date, typically those contracts where invoicing is on time-and-material and unit of work based contracts. Remaining performance obligation estimates are subject to change and are affected by several factors, including terminations, changes in scope of contracts, periodic revaluations, adjustment for revenue that has not materialised and adjustments for currency fluctuations.



Particulars	For the year ended March 31,2024	For the year ended March 31,2023
24 Other income		
Interest income of fixed deposit	33.35	33.05
Interest income on security deposit	0.87	0.64
Realised gain on assets measured at fairvalue through profit/loss	7.20	0.49
Unrealised gain on assets measured at fairvalue through profit/loss	0.20	1.47
Gain on lease termination	22.75	-
Other miscellaneous income	4.84	7.76
Foreign exchange gain	-	9.58
Total	69.21	52.99
25 Operating expenses		
Commission expenses	18.08	32.18
Other direct operating expenses	844.57	255.08
Payment gateway charges	11.29	5.19
Postage and courier charges	14.68	8.10
Total	888.62	300.55
26 Purchase of stock-in-trade		
Purchase of crypto token/hardware's	354.42	285.21
SSL Certificates	-	2.41
Total	354.42	287.62
27 Changes in inventories of stock-in-trade		
Stock in trade		
Opening stock:		
Crypto token/HSM/SSL	10.34	21.38
	10.34	21.38
Closing stock:		
Crypto token/HSM/SSL	29.36	10.34
	29.36	10.34
Total	(19.01)	11.04
28 Employee benefits expense		
Salaries, allowances and bonus	682.95	530.08
Contribution to provident and other funds (refer note 45)	19.31	17.93
Share based payment (refer note 46)	41.01	31.64
Gratuity (refer Note No. 45)	11.19	6.56
Compensated absence (refer Note No. 45)	2.80	1.80
Employee insurance expenses	20.22	15.46
Staff welfare expenses	35.40	40.14
Total	812.88	643.61



Particulars	For the year ended March 31,2024	For the year ended March 31,2023
29 Finance costs		
Interest on term loans	-	3.97
Interest on other borrowings (refer note 16 and 44)	5.72	-
Interest on lease liabilities	16.82	20.00
Interest on income tax	2.39	7.77
Interest dues to micro and small enterprises	4.02	-
Interest on overdraft/cash credit facilities	-	1.59
Other borrowing cost		
Others	1.08	-
Total interest on financial liabilities carried at amortised cost	30.03	33.33
Interest on delayed payment of statutory dues	0.02	0.52
Total	30.05	33.85
30 Depreciation and amortisation expense		
Amortisation on other intangible assets	112.56	84.88
Depreciation on Right-of-use assets	35.18	35.53
Depreciation on plant, property and equipment	60.35	38.04
Total	208.09	158.45
31 Other expenses		
Auditors' remuneration [refer note 31.1 below]	4.17	1.70
Business promotion and advertisements	92.90	99.68
Communication expenses	17.86	18.79
Contribution for corporate social responsibility expenses[refer note 41]	6.47	4.97
Power and fuel expenses	19.05	13.82
Fees rates and taxes	31.65	15.14
Information technology expenses	44.22	14.01
Insurance expenses	5.42	3.67
Legal and professional expenses	155.90	83.31
Membership charges	3.61	-
Office maintenance expense	23.15	19.71
Printing and stationary	3.67	1.52
Short term leases	31.88	26.50
- Plant and machinery	1.08	13.55
- Others	7.66	4.57
Provision for doubtful debts	4.41	8.54
Bad debts written off #	68.10	0.70
Travelling and conveyance	61.69	39.58
Loss on sale of asset/asset written off	3.48	-
Impairment/written off of assets	9.09	-
Foreign exchange loss/gain on consolidation	2.63	-
Miscellaneous expenses	0.64	1.89
Total	598.73	371.65
# Does not include amount charged to provision of Rs. 8.54 (2023: Nil)		
31.1 Payment to statutory auditors		
As Auditor towards:		
Statutory audit	1.48	1.01
Tax audit	0.53	0.15
Other matters	2.16	0.54
Total	4.17	1.70



Particulars	As at	
	March 31,2024	March 31,2023
32 Earnings per share		
Basic:		
Profit after tax	A 750.64	616.77
Weighted average number of shares outstanding	B 7,70,72,720	7,38,59,545
Basic EPS	A/B 9.74	8.35
Diluted		
Profit after tax	C 750.64	616.77
Weighted average number of equity shares outstanding as at the end of the year	7,70,72,720	7,38,59,545
Add: Weighted average number of equity Shares held by eMudhra employees Stock Option trust	19,70,826	30,98,551
Weighted average number of equity shares outstanding during the year - Diluted	D 7,90,43,546	7,69,58,096
Diluted EPS	C/D 9.50	8.01

32a Consolidation Procedure

The Consolidated Financial Statements comprise the financial statements of the parent company and its subsidiaries consolidated for all entities which are controlled by the parent company. Control exists when the parent has power over an investee, exposure or rights to variable returns from its involvement with the investee and ability to use its power to affect those returns. Power is demonstrated through existing rights that give the ability to direct relevant activities, those which significantly affect the entity's returns. Subsidiaries are consolidated from the effective date the control commences and ceases when the control is lost.

The Consolidated Financial Statements ("CFS") have been prepared on the basis of audited financial statements of the parent Company viz., eMudhra Limited, its subsidiaries viz., eMudhra (MU) Limited (Wholly owned Subsidiary), eMudhra Technologies Limited (Wholly owned Subsidiary), eMudhra consumer Services Limited (Wholly owned Subsidiary), eMudhra INC (Share Holding 100%), eMudhra PTE Limited (Share Holding 100%), eMudhra DMCC (Share Holding 100%), eMudhra BV (Share Holding 100%), PT eMudhra Technologies Indonesia (Share Holding 59%), IKON Tech Services LLC (51% of members interest), eMudhra Kenya Limited (Share Holding 100%) and eMudhra employees stock option trust.

For preparation of consolidated financial statements of the Group, the financial statements of the company and its subsidiaries have been combined on a line-by-line basis by adding together book values of like items of assets, liabilities, income and expenses after eliminating intra-group balances and transactions and resulting unrealized gain/loss. The consolidated financial statements are prepared by applying uniform accounting policies in use by the Group. Deferred tax assets and deferred tax liability have been offset wherever the Group has a legally enforceable right to set off current tax assets against current tax liability and where the deferred tax assets and deferred tax liabilities relates to income taxes levied by the same taxation authority.

32b The excess / deficit of cost to the parent company of its investment in the subsidiaries over its portion of equity at the respective dates on which investment in such entities were made are recognized in the financial statements as goodwill /capital reserve. The Group tests for impairment of goodwill at each balance sheet date. When the Group identifies that the goodwill has been impaired, the goodwill to the extent impaired is recognized in the Consolidated Statement of Profit and Loss.

32c Non Controlling interests in the net results of operations and the net assets of the subsidiaries represent that part of the profit / loss and the net assets not attributable to the parent company.

32d Additional information disclosed in individual financial statements of the parent and subsidiaries / Associate having no bearing on the true and fair view of the consolidated financial statements and also the information pertaining to the items which are not material have not been disclosed in the consolidated financial statements.

33 Statement of Compliance

The Financial statements are prepared in accordance with Indian Accounting Standards (Ind AS) [as notified under section 133 of the Companies Act, 2013 (the "Act") read with rule 3 of the companies (Indian Accounting Standard) Rules, 2023], and other relevant provision of the Act.

34 Impairment of Assets

Group has analysed indications of impairment of assets. On the basis of assessment of internal and external factors, none of the assets has found indications of impairment of its assets.

35 Contractual commitments

Particulars	As at	
	March 31,2024	March 31,2023
a) Estimated amount of contracts remaining to be executed on capital account and not provided as on 31st March (Net of advances)	411.65	3.13
b) Other commitments i.e. non cancellable contractual commitments (i.e. cancellation of which will result in a penalty disproportionate to the benefits involved) as on 31st March	-	-
Total	411.65	3.13

36 Contingent Liabilities

Particulars	As at	
	March 31,2024	March 31,2023
(a) Claims not acknowledged as debts		
- Income tax Appeal (refer note (a))	32.29	32.29
(b) Outstanding letters of credit	-	-
(c) Others	-	-
	32.29	32.29

(a) The parent company have filed writ petition (WP 52898/2019) which is pending with Honourable High Court of Karnataka against Commissioner of Income Tax Circle2(1)(2), Bangalore against their Assessment Order for the AY 2012-13 to levy income tax under section 143 r.w.s. 147 of Income Tax Act,1961.

(b) The parent company have 2 legal cases (March 31,2023: 2 cases) in various courts in the country. In all these cases, we do not foresee any financial implications.



37 Contingent assets

Particulars	As at	As at
	March 31, 2024	March 31, 2023
Nil	-	-
Total	-	-

38 Foreign Exchange Exposure

Pursuant to the announcement of the ICAI requiring the disclosure of "Foreign Exchange Exposure", the major currency wise exposure has on 31st March 2024 is give below. (Previous year figures are shown in brackets).

Currency	Payable		Receivable	
	Foreign Currency	Indian Rupee Equivalent	Foreign Currency	Indian Rupee Equivalent
USD	0.02	1.42	4.02	334.96
USD	(0.01)	(1.07)	(2.46)	(201.84)
SAR	0.03	0.63	-	-
SAR	-	-	-	-
QAR	0.01	0.14	-	-
QAR	-	-	-	-

Foreign Exchange Exposure towards contingent liability is Nil (2023: Nil)

39 The Code on Social Security, 2020 ("the Code") relating to employee benefits during employment and post-employment benefits received Presidential assent in September 2020. The Code has been published in the Gazette of India. However, the date on which the Code will come into effect has not been notified. The group will assess the impact of the Code when it comes into effect and will record any related impact in the period the Code becomes effective.

40 The information regarding dues to Micro and Small Enterprises as required under Micro, Small & Medium Enterprises Development (MSMED) Act, 2006 as on 31st March 2024 is furnished below:

Particulars	2023-24	2022-23
a) The principal and the interest due thereon remaining unpaid as at 31st March:		
Principal*	81.46	54.13093208
Interest*	4.02	-
	85.48	54.13
b) The amount of interest paid by the group in terms of section 16 of the Micro, Small and Medium Enterprises Development Act, 2006 along with the amount of the payment made to the supplier beyond the appointed day during the year ending 31st March	-	-
Principal *	-	-
Interest *	-	-
c) The amount of interest due and payable for the period of delay in making payment (which have been paid but beyond the appointed day during the year) but without adding the interest specified under the Micro, Small and Medium Enterprises Development Act, 2006	4.02	-
d) The amount of interest accrued and remaining unpaid at the end of the reporting year ended 31st March	4.02	-
e) The amount of further interest remaining due and payable even in the succeeding years, until such date when the interest dues as above are actually paid to the small enterprise for the purpose of disallowance as a deductible expenditure under section 23 of the Micro, Small and Medium Enterprises Development Act, 2006	-	-

* The information regarding disclosure with respect to Micro, Small and Medium Enterprises Development Act, 2006 are furnished by the management and are relied upon by the auditors.

41 Corporate Social Responsibility (CSR)

Particulars	For the year ended March 31, 2024	For the year ended March 31, 2023
i) Amount required to be spent by the group during the year.	6.44	4.97
ii) Amount of expenditure incurred		
- on Construction activities	-	-
- on other activities	6.47	3.80
iii) Shortfall at the end of the year	-	1.17
iv) Total of previous years shortfall	-	-
v) Details of related party transactions, e.g., contribution to a trust controlled by the holding company in relation to CSR expenditure as per relevant Accounting Standard	NA	NA
vi) Where a provision is made with respect to a liability incurred by entering into a contractual obligation, the movements in the provision	See note below	
vii) Reason for shortfall: Nil		
viii) Nature of CSR activities: Promotion of social health of society in large, promotion of education, employment and art		

The group has developed a CSR policy and also formed a CSR Committee in accordance with the requirements set out in section 135 of the Companies Act 2013. The areas of CSR activities are promoting education, promoting art and employment. The group has spent an amount of INR 6.47 (2023: INR 3.80) towards the above CSR activities.

Movement of CSR Provision

Particulars	As at	As at
	31st March 2024	31st March 2023
i) As at 1st April	1.17	-
ii) Additional provision / appropriation recognised during the year	6.47	4.97
iii) Less: Amount used during the year	(7.64)	(3.80)
iv) Less: Amount reversed during the year	-	-
v) As at 31st March	-	1.17



42 Trade receivables ageing Schedule

Trade receivables ageing as at March 31, 2024

Particulars	Outstanding for following periods from due date of payment					Total
	Less than 6 months	6 months - 1 year	1 - 2 years	2 - 3 years	More than 3 years	
(i) Undisputed Trade receivables – considered good	886.40	96.59	36.43	16.87	-	1,036.29
(ii) Undisputed Trade receivables – credit impaired	-	-	-	-	-	-
(iii) Undisputed Trade Receivables – considered doubtful	-	-	-	0.89	0.11	1.00
(iv) Disputed Trade Receivables considered good	-	-	-	-	-	-
(v) Disputed Trade Receivables considered doubtful	-	-	-	-	-	-
Total	886.40	96.59	36.43	17.76	0.11	1,037.29
Less: Allowance for expected credit loss						3.41
Total						1,033.88

Note: The above amount does not include unbilled revenue of Rs. 691.27 and Contract asset of Rs. 16.43 disclosed under note 8.

Trade receivables ageing as at March 31, 2023

Particulars	Outstanding for following periods from due date of payment					Total
	Less than 6 months	6 months - 1 year	1 - 2 years	2 - 3 years	More than 3 years	
(i) Undisputed Trade receivables – considered good	560.03	43.27	67.84	0.10	1.00	672.24
(ii) Undisputed Trade receivables – credit impaired	-	-	-	-	-	-
(iii) Undisputed Trade Receivables – considered doubtful	-	-	-	5.68	2.86	8.54
(iv) Disputed Trade Receivables considered good	-	-	-	-	-	-
(v) Disputed Trade Receivables considered doubtful	-	-	-	-	-	-
Total	560.03	43.27	67.84	5.78	3.86	680.78

Note: The above amount does not include unbilled revenue of Rs. 534.27 and Contract asset of Rs. 20.71 disclosed under note 8.

43 Trade payables Ageing Schedule

Trade payables ageing as at March 31, 2024

Particulars	Not due	Outstanding for following periods from due date of payment				Total
		Less than 1 year	1 - 2 years	2 - 3 years	More than 3 years	
Undisputed dues						
(i) MSME	29.50	28.23	23.73	-	-	81.46
(ii) Others	126.83	30.18	1.15	-	-	158.16
Disputed dues						
(i) Disputed dues - MSME	-	-	-	-	-	-
(ii) Disputed - Others	-	-	-	-	-	-
Total	156.33	58.41	24.88	-	-	239.62

Trade payables ageing as at March 31, 2023

Particulars	Not due	Outstanding for following periods from due date of payment				Total
		Less than 1 year	1 - 2 years	2 - 3 years	More than 3 years	
Undisputed dues						
(i) MSME	-	54.13	-	-	-	54.13
(ii) Others	78.82	48.11	0.75	0.33	-	128.01
Disputed dues						
(i) Disputed dues - MSME	-	-	-	-	-	-
(ii) Disputed - Others	-	-	-	-	-	-
Total	78.82	102.24	0.75	0.33	-	182.14



Notes forming part of the consolidated financial statements

(All amounts are in INR million, unless otherwise stated)

44 Related Party Transactions

Disclosure related party transactions

1 Particulars of group companies :

SI No	Name of the company	Relationship
1	Taarav PTE Limited	Enterprises in which key management personnel exercise significant influence
2	Smart Craft Private Limited	Enterprises in which key management personnel exercise significant influence
3	Cedar Grove Real Estates Private Limited	Enterprises in which key management personnel exercise significant influence
4	Bluesky Infotech [Partnership firm]	Enterprises in which key management personnel exercise significant influence
5	Lifeuno Ventures Private Limited	Enterprises in which key management personnel exercise interest.

2 Particulars of key managerial person

SI No	Entity Name	Name of the key management personnel		Relationship	Designation
		March 31, 2024	March 31, 2023		
1	eMudhra Limited				
		V. Srinivasan	V. Srinivasan	Executive Chairman and Director	Executive Chairman and Director
		Kaushik Srinivasan	Kaushik Srinivasan #	Relative of Key Managerial Personnel	NA
		Arvind Srinivasan	Arvind Srinivasan	Relative of Key Managerial Personnel	NA
		Venu Madhava	Venu Madhava	Whole Time Director	Executive Vice President - HR and legal
		Saji K Louiz^	Saji K Louiz	Key Managerial Personnel	Chief financial officer
		Johnson Xavier	Johnson Xavier	Key Managerial Personnel	Company secretary and compliance officer
		Biju Varghese **	Biju Varghese **	Key Managerial Personnel	Executive Vice President and Head of Business Development - India and APAC
		AM Kiran **	AM Kiran **	Key Managerial Personnel	Senior Vice President - Operations
		Vijay Kumar **^^	Vijay Kumar **	Key Managerial Personnel	Senior Vice President and Head - Technology
		Ashwin Jhansale **##	Ashwin Jhansale ** ##	Key Managerial Personnel	Senior Vice President and Head of Channel Sales
		Janarthanan **	Janarthanan **	Key Managerial Personnel	Senior Vice President and Head - Customer Success
		Lakshmi Kaushik **	Lakshmi Kaushik **	Relative of Key Managerial Personnel	NA
		Aishwarya Aravind **	Aishwarya Aravind **	Relative of Key Managerial Personnel	NA
		Ritesh Raj Pariyani (w.e.f 05.02.2024)	NA	Key Managerial Personnel	Chief financial officer
		** As identified by the Nomination and Remuneration Committee of the Company.			
		## Retired with effect from April 15, 2023			
		^ Resigned with effect from November 17, 2023.			
		^^ Resigned with effect from March 31, 2024.			



Notes forming part of the consolidated financial statements

(All amounts are in INR million, unless otherwise stated)

Sl No	Entity Name	Name of the key management personnel		Relationship
		March 31, 2024	March 31, 2023	
2	eMudhra (MU) Limited	Arvind Srinivasan	Arvind Srinivasan	Director
		Ashish Droowanand Bheekharry	Ashish Droowanand Bheekharry	Director
3	eMudhra Technologies Limited	V. Srinivasan	V. Srinivasan	Director
		Vijay Kumar (Upto 07.02.2024)	Vijay Kumar	Director
		Venu Madhava	Venu Madhava	Director
		Johnson Xavier (w.e.f. 07.02.2024)	NA	Additional Director
4	eMudhra Consumer Services Limited	V. Srinivasan	V. Srinivasan	Director
		Kaushik Srinivasan	Kaushik Srinivasan	Director
		Venu Madhava	Venu Madhava	Director
		Mahak	Mahak	Company Secretary
5	eMudhra DMCC	Arvind Srinivasan	Arvind Srinivasan	Director
		Manoj Kunkalienkar	Manoj Kunkalienkar	Director
		Prasanna Narasimha (w.e.f 05.02.2024)	NA	Director
6	eMudhra INC	V. Srinivasan (Upto 05.02.2024)	V. Srinivasan	Director
		Kaushik Srinivasan (Upto 05.02.2024)	Kaushik Srinivasan	Director
		Arvind Srinivasan	Arvind Srinivasan	Director
		Prasanna Narasimha (w.e.f 05.02.2024)	NA	Director
7	eMudhra PTE Limited	V. Srinivasan (Upto 05.02.2024)	V. Srinivasan	Director
		Arvind Srinivasan	Arvind Srinivasan	Director
8	eMudhra BV	Barkes Bte Abdul Fazil	Barkes Bte Abdul Fazil	Director
		Arvind Srinivasan	Arvind Srinivasan	Director
9	PT eMudhra Technologies Indonesia	V. Srinivasan	V. Srinivasan	Director
		Gita Kao	Gita Kao	Director
		Andrew Pangestu	Andrew Pangestu	Director
10	eMudhra Kenya Limited	Chandra Sekar (w.e.f. 04.05.2023)	NA	Director
11	IKON Tech services LLC	Sailaja Patibandla	NA	Member
		Ana Duran	NA	Member



44.1 Related party disclosures

3 Transactions with Related Parties:

Sl No	Nature of transaction	Entity Name	Related party	Transactions	
				2023-24	2022-23
1	Sales of products/services	eMudhra Limited			
			Bluesky Infotech [Partnership firm]	22.67	100.52
			Lifeuno Ventures Private Limited	2.44	-
2	Purchase of products/services	eMudhra Limited			
			Bluesky Infotech [Partnership firm]	-	11.83
3	(Borrowings)/repayment of loan, net	eMudhra DMCC			
			Taarav PTE Limited	14.55	(90.32)
		eMudhra (MU) Limited			
			Taarav PTE Limited	27.86	(27.93)
		eMudhra INC			
			Taarav PTE Limited	25.02	(24.63)
4	Commission paid	eMudhra PTE Limited			
			Taarav PTE Limited	14.29	(1.31)
		eMudhra Limited			
5	Interest on other borrowings	eMudhra Limited			
			Bluesky Infotech	0.31	6.48
		eMudhra DMCC			
			Taarav PTE Limited	4.22	-
		eMudhra (MU) Limited^			
			Taarav PTE Limited	-	-
6	Interest on other borrowings	eMudhra INC			
			Taarav PTE Limited	0.52	-
		eMudhra PTE Limited			
			Taarav PTE Limited	0.98	-

^ Amount is below the round off norm adopted by the group



44.1 Related party disclosures

4 Detailed transactions with key managerial persons

SI No	Nature of transaction	Accounting entity	Related party	2023-24	2022-23
1	Receipt (repayment) of loan, net	eMudhra INC	V. Srinivasan	-	(19.50)
		eMudhra DMCC	V. Srinivasan	-	(65.40)
		eMudhra Limited	V. Srinivasan	-	(41.06)
2	Receipt of services	eMudhra (MU) Limited	Ashish droowanand bheekharry	0.05	-
		eMudhra PTE Limited	Barkes bte abdul fazil	-	0.16
3	Salary and allowances paid *	eMudhra Limited	Venu Madhava	5.77	5.74
			Kaushik Srinivasan	1.45	5.17
			Saji K Louiz	4.32	5.91
			Johnson Xavier	2.90	3.15
			Biju Varghese	5.82	5.79
			AM Kiran	4.07	3.75
			Vijay Kumar	8.22	7.35
			Ashwin Jhansale	1.40	4.95
			Janarthanan	5.47	5.24
			Ritesh Raj Pariyani	2.05	-
		eMudhra DMCC	Arvind Srinivasan	10.46	9.73
			V. Srinivasan	-	5.25
			Kaushik Srinivasan	9.12	1.31
			Prasanna Narasimha	1.60	-
		eMudhra Kenya Limited	Chandra Sekar	4.57	-
4	Dividend paid	eMudhra Limited	V. Srinivasan	33.90	37.32
			Taarav PTE Limited	17.30	17.30
			Kaushik Srinivasan	1.16	1.16
			Lakshmi Kaushik	7.12	7.62
			Arvind Srinivasan	3.94	7.19
			Aishwarya Arvind	4.34	1.58
5	Share issue expenses #	eMudhra Limited	V. Srinivasan	-	20.96
			Taarav PTE Limited	-	27.53
			Kaushik Srinivasan	-	3.32
			Lakshmi Kaushik	-	3.28
			Arvind Srinivasan	-	5.38
			Aishwarya Arvind	-	0.87
6	Redemption of Preference shares	eMudhra Limited	V. Srinivasan	-	66.53
			Lakshmi Kaushik	-	9.73
			Aishwarya Arvind	-	9.73

Represents share issue expense incurred by the selling share holders and adjusted against advance

* Does not include post employment benefits based on actuarial valuation as this is done for the group as a whole.

* Includes Share based payment charged to Statement of profit and loss.

Directors sitting fees:

The sitting fees paid to non executive Directors is INR 4.25 as at 31st March 2024 and INR 7.41 as on 31st March 2023 respectively.

The Board of Directors has approved the payment of commission at 1% on the Net profit of the parent company to the Non Executive directors. The payment of commission are within the limit specified in section 198 of the Companies Act, 2013



eMudhra Limited

CIN:L72900KA2008PLC060368

Notes forming part of the consolidated financial statements

(All amounts are in INR million, unless otherwise stated)

44.2 Related party disclosures

5 Closing balances with Related Parties:

Sl No	Particulars	Accounting entity	Related party	March 31,2024	March 31,2023
1	Due to				
		eMudhra DMCC			
			Taarav PTE Limited	74.71	87.86
		eMudhra INC			
			Taarav PTE Limited	-	24.63
		eMudhra PTE Limited			
			Taarav PTE Limited	-	16.08
		eMudhra (MU) Limited			
			Taarav PTE Limited	-	27.93
2	Trade receivables	eMudhra Limited	Lifeuno Ventures Private Limited	1.42	-



45 Disclosures under Indian Accounting Standard 19

45.1 Parent Company - eMudhra Limited

a) Defined Contribution Plan

The Company makes contribution to Provident fund, which is a defined contribution plan for its qualifying employees. The Company recognised Rs. 16.59 (2023: Rs. 16.56) towards Provident fund and Employee State Insurance contribution in the Statement of Profit and Loss. The contribution payable to this plan by the Company is at rates specified in the rules of this Scheme.

b) Post Retirement Benefit - Defined Benefit Plan

The Company provides gratuity to employees in India as per Payment of Gratuity Act, 1972. The Company has a Gratuity Scheme for its employees, which is a funded plan. Every year, the Company remits fund to the Gratuity Trust to the extent of shortfall of the assets over the fund obligations, which is determined through actuarial valuation. As per the Gratuity Scheme, gratuity is payable to an employee on the cessation of his employment after he has rendered continuous service for not less than five years in the Company. For every completed year of service or part thereof in excess of six months, the Company shall pay gratuity to an employee at the rate of fifteen days salary based on the last drawn basic & dearness allowance.

The following table summarises the components of net benefit expense recognised in the Statement of Profit & Loss and amounts recognised in the Balance Sheet and the movement in the net defined benefit obligation over the years as per Actuarial valuation are as follows :

Particulars	2023-24	2022-23
(i) Present Value of Defined Benefit Obligation		
Balance at the beginning of the year	37.73	27.54
Current service cost	6.32	4.50
Interest cost	2.55	1.39
Disposals	(0.03)	-
Actuarial (gain)/loss	0.68	5.64
Benefits paid	(6.62)	(1.34)
Balance at the end of the year	40.63	37.73
(ii) Fair value of Plan Assets		
Balance at the beginning of the year	16.82	8.35
Expected return on plan assets	1.23	0.48
Contribution	12.52	9.03
Actuarial gain/(loss)	0.02	0.30
Benefits paid	(6.62)	(1.34)
Balance at the end of the year	23.97	16.82
(iii) Assets and liabilities recognised in the Balance Sheet		
Present value of defined benefit obligation	40.63	37.73
Present value of plan assets	23.97	16.82
Amount recognised as assets/(liability)	(16.66)	(20.91)
Recognised under:		
Non Current provision (Refer Note 19)	(16.66)	(20.91)
Current provision (Refer Note 19)	-	-
Total	(16.66)	(20.91)
(iv) Expenses recognised in the Statement of Profit and Loss		
Current service cost	6.32	4.50
Interest cost	2.55	1.39
Expected return plan assets	(1.23)	(0.48)
Total expenses	7.64	5.41
Less: Transferred to Intangible assets under development	-	(0.79)
Net expenses	7.64	4.62
(v) Expenses recognised in the other comprehensive income		
Actuarial (gain)/loss	0.68	5.64
Return on Plan Assets	(0.02)	(0.30)
	0.66	5.34



(vi) Major Category of Plan Assets as % of total Plan Assets

Particulars	March 31, 2024	March 31, 2023
Insurer managed funds	100%	100%

(vii) Actuarial assumptions

Discount rate	7.19%	7.31%
Salary growth	10.00%	10.00%
Attrition rate		
	Grade 2 - 25.00%	Grade 2 - 0.00%
	Grade 3 - 19.50%	Grade 3 - 14.00%
	Grade 4 - 20.00%	Grade 4 - 13.00%
	Grade 5 - 28.50%	Grade 5 - 24.00%

(viii) Sensitivity Analysis

Defined benefit obligation

Discount Rate

	March 31, 2024	March 31, 2023
a. Discount rate - 100 basis points	42.19	40.08
a. Discount rate - 100 basis points impact (%)	3.85%	6.25%
b. Discount rate + 100 basis points	39.18	35.62
b. Discount rate + 100 basis points impact (%)	-3.55%	-5.58%

Salary increase rate

a. Rate - 100 basis points	39.20	36.12
a. Rate - 100 basis points impact (%)	-3.49%	-4.25%
b. Rate + 100 basis points	42.08	39.37
b. Rate + 100 basis points impact (%)	3.59%	4.36%


(ix) Expected contribution to the fund for the year March 31, 2025 is INR 9.79 (March 31, 2024 is INR 5.73)

Notes:

- 1) The discount rate is based on the prevailing market yields of Indian government securities as at the balance sheet date for the estimated term of the obligation.
- 2) Expected rate of return on plan assets is based on our expectation of the average long term rate of return expected on investment of the fund during the estimated term of the obligations.
- 3) The salary escalation rate is the estimate of future salary increase considered taking into account the inflation, seniority, promotion and other relevant factors.
- 4) Sensitivity analysis involves changing one key actuarial assumption at a time keeping the other assumptions constant. Sensitivity analysis has been carried out using the Direct Method by re-running the entire valuation model for the changed assumptions by using magnitude of variation of plus or minus 100 basis points.
- 5) No change in the method and assumptions used for preparing sensitivity analysis as compared to previous year
- 6) Maturity profile of the gratuity defined benefit obligation is given below

Expected Future Cashflows

Particulars	March 31, 2024	March 31, 2023
Year 1	9.79	5.73
Year 2	6.60	4.35
Year 3	6.19	4.00
Year 4	5.66	5.09
Year 5	4.85	3.90
Year 6-10	14.46	16.26
Above 10 years	5.40	10.56



(c) Long Term Compensated Absences :

The Company has a Long Term Compensated Absence Scheme for its employees, which is a Non-Funded Scheme. The employees of the company are entitled to 18 days in a year and can maximum accumulate and carry forward to the extent of 18 days. The accumulated leaves are encashable on retirement, withdrawal, death and disability.

The following table summarises the components of net benefit expense recognised in the Statement of Profit & Loss and amount recognised in the Balance Sheet for the plan as furnished in the disclosure report provided by the Actuary :

Particulars	2023-24	2022-23
i) Expenses Recognised in the Statement of Profit & Loss :		
Net Expenses Recognised in the Statement of Profit & Loss	2.81	2.02
Less: Transferred to Operating expenses (refer note 25)	(0.10)	-
Less: Transferred to Intangible assets under development	-	(0.18)
	<u>2.71</u>	<u>1.84</u>
ii) Amounts to be recognised in Balance Sheet :		
Liability recognised in Balance Sheet	5.36	4.69
iii) Actuarial Assumptions :		
Discount Rate	7.19%	7.31%
Rate of increase in compensation level	10.00%	10.00%

iv) Based on past experience, the Company does not expect all employees to take the full amount of accrued leave or require payment within the next 12 months. The following amounts reflect leave that is expected to be taken or paid within the next 12 months/beyond 12 months.

Particulars	2023-24	2022-23
Current leave obligations expected to be settled within the next 12 months	3.30	2.93
Leave obligations expected to be settled beyond 12 months	2.06	1.76
Total	5.36	4.69



45 Disclosures under Indian Accounting Standard 19

45.2 Subsidiary Company - eMudhra consumer Services Limited

a) Defined Contribution Plan

The Company makes contribution to Provident fund, which is a defined contribution plan for its qualifying employees. The Company recognised Rs. 0.39 (2023: Rs. 0.54) towards Provident fund and Employee State Insurance contribution in the Statement of Profit and Loss. The contribution payable to this plan by the Company is at rates specified in the rules of this Scheme.

b) Post Retirement Benefit - Defined Benefit Plan

The Company provides gratuity to employees in India as per Payment of Gratuity Act, 1972. The Company has a Gratuity Scheme for its employees, which is a funded plan. Every year, the Company remits fund to the Gratuity Trust to the extent of shortfall of the assets over the fund obligations, which is determined through actuarial valuation. As per the Gratuity Scheme, gratuity is payable to an employee on the cessation of his employment after he has rendered continuous service for not less than five years in the Company. For every completed year of service or part thereof in excess of six months, the Company shall pay gratuity to an employee at the rate of fifteen days salary based on the last drawn basic & dearness allowance.

The following table summarises the components of net benefit expense recognised in the Statement of Profit & Loss and amounts recognised in the Balance Sheet and the movement in the net defined benefit obligation over the years as per Actuarial valuation are as follows :

Particulars	2023-24	2022-23
(i) Present Value of Defined Benefit Obligation		
Balance at the beginning of the year	1.64	1.15
Current service cost	0.24	0.21
Interest cost	0.10	0.05
Acquisition	0.02	-
Actuarial (gain)/loss	0.04	0.23
Benefits paid	(0.34)	-
Balance at the end of the year	1.70	1.64
(ii) Fair value of Plan Assets		
Balance at the beginning of the year	1.66	0.80
Expected return on plan assets	0.10	0.03
Contribution	0.29	0.81
Actuarial gain/(loss)	0.02	0.03
Benefits paid	(0.34)	-
Balance at the end of the year	1.73	1.66
(iii) Assets and liabilities recognised in the Balance Sheet		
Present value of defined benefit obligation	1.70	1.64
Present value of plan assets	1.73	1.66
Amount recognised as assets/(liability)	0.03	0.02
Recognised under:		
Non Current provision (Refer Note 21)	0.03	0.02
Current provision (Refer Note 29)	-	-
Total	0.03	0.02
(iv) Expenses recognised in the Statement of Profit and Loss		
Current service cost	0.24	0.21
Interest cost	0.10	0.05
Expected return plan assets	(0.10)	(0.03)
Total expenses	0.24	0.23
Less: Transferred to Intangible assets under development	-	-
Net expenses	0.24	0.23
(v) Expenses recognised in the other comprehensive income		
Actuarial (gain)/loss	0.04	0.23
Return on Plan Assets	(0.02)	(0.03)
	0.02	0.20



Notes forming part of the consolidated financial statements

(All amounts are in INR million, unless otherwise stated)

(vi) Major Category of Plan Assets as % of total Plan Assets

Particulars	March 31, 2024	March 31, 2023
Insurer managed funds	100%	100%

(vii) Actuarial assumptions

Discount rate	7.14%	7.29%
Salary growth	10.00%	10.00%
Attrition rate	36.50%	32.00%

viii) Sensitivity Analysis

Defined benefit obligation

Discount Rate

	March 31, 2024	March 31, 2023
a. Discount rate - 100 basis points	1.74	1.68
a. Discount rate - 100 basis points impact (%)	2.44%	2.56%
b. Discount rate + 100 basis points	1.66	1.60
b. Discount rate + 100 basis points impact (%)	-2.31%	-2.41%

Salary increase rate

a. Rate - 100 basis points	1.65	1.60
a. Rate - 100 basis points impact (%)	-2.72%	-2.74%
b. Rate + 100 basis points	1.75	1.69
b. Rate + 100 basis points impact (%)	2.81%	2.86%

(ix) Expected contribution to the fund for the year March 31, 2025 is Nil (March 31, 2024 is INR 0.60)

Notes:

- The discount rate is based on the prevailing market yields of Indian government securities as at the balance sheet date for the estimated term of the obligation.
- Expected rate of return on plan assets is based on our expectation of the average long term rate of return expected on investment of the fund during the estimated term of the obligations.
- The salary escalation rate is the estimate of future salary increase considered taking into account the inflation, seniority, promotion and other relevant factors.
- Sensitivity analysis involves changing one key actuarial assumption at a time keeping the other assumptions constant. Sensitivity analysis has been carried out using the Direct Method by re-running the entire valuation model for the changed assumptions by using magnitude of variation of plus or minus 100 basis points.
- No change in the method and assumptions used for preparing sensitivity analysis as compared to previous year
- Maturity profile of the gratuity defined benefit obligation is given below

Expected Future Cashflows

Particulars	March 31, 2024	March 31, 2023
Year 1	0.51	0.60
Year 2	0.46	0.27
Year 3	0.32	0.29
Year 4	0.23	0.22
Year 5	0.16	0.16
Year 6-10	0.31	0.37
Above 10 years	0.05	0.09



(All amounts are in INR million, unless otherwise stated)

(c) Long Term Compensated Absences :

The Company has a Long Term Compensated Absence Scheme for its employees, which is a Non-Funded Scheme. The employees of the company are entitled to 18 days in a year and can maximum accumulate and carry forward to the extent of 18 days. The accumulated leaves are encashable on retirement, withdrawal, death and disability.

The following table summarises the components of net benefit expense recognised in the Statement of Profit & Loss and amount recognised in the Balance Sheet for the plan as furnished in the disclosure report provided by the Actuary :

Particulars	2023-24	2022-23
i) Expenses Recognised in the Statement of Profit & Loss :		
Net Expenses Recognised in the Statement of Profit & Loss	(0.10)	(0.06)
Less: Transferred to Intangible assets under development	-	-
	(0.10)	(0.06)
ii) Amounts to be recognised in Balance Sheet :		
Liability recognised in Balance Sheet	0.25	0.25
iii) Actuarial Assumptions :		
Discount Rate	7.14%	7.29%
Rate of increase in compensation level	10.00%	10.00%

iv) Based on past experience, the Company does not expect all employees to take the full amount of accrued leave or require payment within the next 12 months. The following amounts reflect leave that is expected to be taken or paid within the next 12 months/beyond 12 months.

Particulars	2023-24	2022-23
Current leave obligations expected to be settled within the next 12 months	0.17	0.16
Leave obligations expected to be settled beyond 12 months	0.09	0.09
Total	0.26	0.25



45 Disclosures under Indian Accounting Standard 19

45.3 Subsidiary Company - eMudhra Technologies Limited

a) Defined Contribution Plan

The Company makes contribution to Provident fund, which is a defined contribution plan for its qualifying employees. The Company recognised Rs. 0.19 (2023: Rs. 0.14) towards Provident fund and Employee State Insurance contribution in the Statement of Profit and Loss. The contribution payable to this plan by the Company is at rates specified in the rules of this Scheme.

b) Post Retirement Benefit - Defined Benefit Plan

The Company provides gratuity to employees in India as per Payment of Gratuity Act, 1972. The Company has a Gratuity Scheme for its employees, which is a funded plan. Every year, the Company remits fund to the Gratuity Trust to the extent of shortfall of the assets over the fund obligations, which is determined through actuarial valuation. As per the Gratuity Scheme, gratuity is payable to an employee on the cessation of his employment after he has rendered continuous service for not less than five years in the Company. For every completed year of service or part thereof in excess of six months, the Company shall pay gratuity to an employee at the rate of fifteen days salary based on the last drawn basic & dearness allowance.

The following table summarises the components of net benefit expense recognised in the Statement of Profit & Loss and amounts recognised in the Balance Sheet and the movement in the net defined benefit obligation over the years as per Actuarial valuation are as follows :

Particulars	2023-24	2022-23
(i) Present Value of Defined Benefit Obligation		
Balance at the beginning of the year	0.48	0.31
Current service cost	0.13	0.06
Interest cost	0.03	0.02
Acquisitions	0.01	-
Actuarial (gain)/loss	0.38	0.31
Benefits paid	-	(0.22)
Balance at the end of the year	1.03	0.48
(ii) Fair value of Plan Assets		
Balance at the beginning of the year	0.50	0.33
Expected return on plan assets	0.04	0.01
Contribution	0.23	0.37
Actuarial gain/(loss)	0.01	0.01
Benefits paid	-	(0.22)
Balance at the end of the year	0.78	0.50
(iii) Assets and liabilities recognised in the Balance Sheet		
Present value of defined benefit obligation	1.03	0.48
Present value of plan assets	0.78	0.50
Amount recognised as assets/(liability)	(0.25)	0.02
Recognised under:		
Non Current provision (Refer Note 19)	(0.25)	0.02
Current provision (Refer Note 19)	-	-
Total	(0.25)	0.02
(iv) Expenses recognised in the Statement of Profit and Loss		
Current service cost	0.13	0.06
Interest cost	0.03	0.02
Expected return plan assets	(0.04)	(0.01)
Total expenses	0.12	0.07
Less: Transferred to Intangible assets under development	-	-
Net expenses	0.12	0.07
(v) Expenses recognised in the other comprehensive income		
Actuarial (gain)/loss	0.38	0.31
Return on Plan Assets	(0.01)	(0.01)
	0.37	0.32



(vi) Major Category of Plan Assets as % of total Plan Assets

Particulars	March 31, 2024	March 31, 2023
Insurer managed funds	100%	100%

(vii) Actuarial assumptions

Discount rate	7.22%	7.36%
Salary growth	10.00%	10.00%
Attrition rate	7.00%	14.00%

(viii) Sensitivity Analysis

Defined benefit obligation

Discount Rate

	March 31, 2024	March 31, 2023
a. Discount rate - 100 basis points	1.19	0.52
a. Discount rate - 100 basis points impact (%)	14.74%	8.53%
b. Discount rate + 100 basis points	0.91	0.44
b. Discount rate + 100 basis points impact (%)	-12.04%	-7.41%

Salary increase rate

a. Rate - 100 basis points	0.92	0.44
a. Rate - 100 basis points impact (%)	-10.52%	-7.71%
b. Rate + 100 basis points	1.15	0.52
b. Rate + 100 basis points impact (%)	11.52%	8.31%

(ix) Expected contribution to the fund for the year March 31, 2025 is INR 0.04 (March 31, 2024 is INR 0.02)

Notes:

- The discount rate is based on the prevailing market yields of Indian government securities as at the balance sheet date for the estimated term of the obligation.
- Expected rate of return on plan assets is based on our expectation of the average long term rate of return expected on investment of the fund during the estimated term of the obligations.
- The salary escalation rate is the estimate of future salary increase considered taking into account the inflation, seniority, promotion and other relevant factors.
- Sensitivity analysis involves changing one key actuarial assumption at a time keeping the other assumptions constant. Sensitivity analysis has been carried out using the Direct Method by re-running the entire valuation model for the changed assumptions by using magnitude of variation of plus or minus 100 basis points.
- No change in the method and assumptions used for preparing sensitivity analysis as compared to previous year
- Maturity profile of the gratuity defined benefit obligation is given below

Expected Future Cashflows

Particulars	March 31, 2024	March 31, 2023
Year 1	0.04	0.02
Year 2	0.06	0.04
Year 3	0.06	0.06
Year 4	0.06	0.06
Year 5	0.06	0.05
Year 6-10	0.34	0.23
Above 10 years	0.38	0.17



(c) Long Term Compensated Absences :

The Company has a Long Term Compensated Absence Scheme for its employees, which is a Non-Funded Scheme. The employees of the company are entitled to 18 days in a year and can maximum accumulate and carry forward to the extent of 18 days. The accumulated leaves are encashable on retirement, withdrawal, death and disability.

The following table summarises the components of net benefit expense recognised in the Statement of Profit & Loss and amount recognised in the Balance Sheet for the plan as furnished in the disclosure report provided by the Actuary :

Particulars	2023-24	2022-23
i) Expenses Recognised in the Statement of Profit & Loss :		
Net Expenses Recognised in the Statement of Profit & Loss #	-	0.02
Less: Transferred to Intangible assets under development	-	-
	-	0.02
ii) Amounts to be recognised in Balance Sheet :		
Liability recognised in Balance Sheet	0.08	0.07
iii) Actuarial Assumptions :		
Discount Rate	7.22%	7.36%
Rate of increase in compensation level	10.00%	10.00%

Amount is below the round off norm adopted by the group

iv) Based on past experience, the Company does not expect all employees to take the full amount of accrued leave or require payment within the next 12 months. The following amounts reflect leave that is expected to be taken or paid within the next 12 months/beyond 12 months.

Particulars	2023-24	2022-23
Current leave obligations expected to be settled within the next 12 months	0.04	0.04
Leave obligations expected to be settled beyond 12 months	0.04	0.03
Total	0.08	0.07



(All amounts are in INR million, unless otherwise stated)

45 Disclosures under Indian Accounting Standard 19

45.4 Subsidiary Company - eMudhra DMCC

a) Post Retirement Benefit - Defined Benefit Plan

eMudhra DMCC provides gratuity (End of service benefit) to its employees, based on actuarial valuation done on projected unit credit method at each balance sheet date. As per the scheme, the end of service benefit is payable to an employee on the cessation of his employment after he has rendered continuous service for not less than one year. eMudhra DMCC shall pay gratuity to an employee at the rate of twenty four days salary based on the last drawn basic & dearness allowance.

The following table summarises the components of net benefit expense recognised in the Statement of Profit & Loss and amounts recognised in the Balance Sheet and the movement in the net defined benefit obligation over the years as per Actuarial valuation are as follows :

Particulars	Amount in AED million	
	2023-24	2022-23
(i) Present Value of Defined Benefit Obligation		
Balance at the beginning of the year	0.31	0.24
Current service cost	0.13	0.07
Interest cost	0.01	0.01
Actuarial (gain)/loss	0.03	0.01
Benefits paid	(0.02)	(0.02)
Balance at the end of the year	0.46	0.31
(ii) Fair value of Plan Assets		
Balance at the beginning of the year	-	-
Expected return on plan assets	-	-
Contribution	-	-
Actuarial gain/(loss)	-	-
Benefits paid	-	-
Balance at the end of the year	-	-
(iii) Assets and liabilities recognised in the Balance Sheet		
Present value of defined benefit obligation	0.46	0.31
Present value of plan assets	-	-
Amount recognised as assets/(liability)	(0.46)	(0.31)
Recognised under:		
Non Current provision (Refer Note 19)	(0.29)	(0.31)
Current provision (Refer Note 19)	(0.17)	-
Total	(0.46)	(0.31)
(iv) Expenses recognised in the Statement of Profit and Loss		
Current service cost	0.13	0.07
Interest cost	0.01	0.01
Expected return plan assets	-	-
Total expenses	0.14	0.08
Less: Transferred to Intangible assets under development	-	-
Net expenses	0.14	0.08
(v) Expenses recognised in the other comprehensive income		
Actuarial (gain)/loss	0.03	0.01
Return on Plan Assets	-	-
	0.03	0.01



(vi) Major Category of Plan Assets as % of total Plan Assets

Particulars	March 31, 2024	March 31, 2023
Insurer managed funds	0%	0%

(vii) Actuarial assumptions

Discount rate	4.96%	4.08%
Salary growth	5.00%	5.00%
Attrition rate	18.00%	10.00%

viii) Sensitivity Analysis

Defined benefit obligation	Amount in AED million	
	March 31, 2024	March 31, 2023
Discount Rate		
a. Discount rate - 100 basis points	0.48	0.33
a. Discount rate - 100 basis points impact (%)	3.41%	6.20%
b. Discount rate + 100 basis points	0.45	0.30
b. Discount rate + 100 basis points impact (%)	-3.13%	-5.46%
Salary increase rate		
a. Rate - 100 basis points	0.45	0.30
a. Rate - 100 basis points impact (%)	-3.16%	-5.47%
b. Rate + 100 basis points	0.48	0.33
b. Rate + 100 basis points impact (%)	4.31%	6.08%

Notes:

- 1) The discount rate is based on the prevailing market yields of Dubai UAE government securities as at the balance sheet date for the estimated term of the obligation.
- 2) The salary escalation rate is the estimate of future salary increase considered taking into account the inflation, seniority, promotion and other relevant factors.
- 3) Sensitivity analysis involves changing one key actuarial assumption at a time keeping the other assumptions constant. Sensitivity analysis has been carried out using the Direct Method by re-running the entire valuation model for the changed assumptions by using magnitude of variation of plus or minus 100 basis points.
- 4) No change in the method and assumptions used for preparing sensitivity analysis as compared to previous year
- 5) Maturity profile of the gratuity defined benefit obligation is given below

Expected Future Cashflows	Amount in AED million	
	March 31, 2024	March 31, 2023
Particulars		
Year 1	0.17	0.09
Year 2	0.13	0.03
Year 3	0.07	0.04
Year 4	0.07	0.05
Year 5	0.07	0.05
Year 6-10	0.32	0.37
Above 10 years	0.33	1.06

Summary of balances in reporting currency of the parent company

	2023-24	2022-23
(i) Present Value of Defined Benefit Obligation	10.52	7.02
(ii) Fair value of Plan Assets	-	-
(iii) Amount recognised as assets/(liability)	(10.52)	(7.02)
(iv) Expenses recognised in the Statement of Profit and Loss	3.18	1.65
(v) Expenses/(Income) recognised in the other comprehensive income	0.53	0.27



46 Share based payments

eMudhra ESOP Scheme 2016

The parent company adopted "eMudhra ESOP Scheme 2016" to reward the employees including the employees of subsidiary companies for their performance and to motivate them to contribute to the growth and profitability of the group. eMudhra ESOP Scheme 2016 is established with effect from the date on which it was approved by the Shareholder of the parent company i.e., March 23, 2016 and shall continue to be in force until (i) its termination by the Board, or (ii) the date on which all of the options available for grant under the eMudhra ESOP Scheme 2016 have been granted and exercised. The objective of eMudhra ESOP Scheme 2016 is to reward the employees including the employees of subsidiary companies for their contribution to the successful operation of the group and to provide an incentive for continued contribution to the success of the group.

(i) Summary of Employee stock options granted under the plan:

Particulars	2023-24		2022-23	
	Number of ESOPs	Weighted Average exercise price	Number of ESOPs	Weighted Average exercise price
Opening Balance as at 1st April	25,85,125	5.00	54,16,500	5.00
Granted during the year	3,15,000	5.00	1,38,500	5.00
Exercised during the year	(11,27,725)	5.00	(29,21,750)	5.00
Forfeited during the year	(1,65,625)	5.00	(48,125)	5.00
Lapsed during the year	(13,125)	5.00	-	5.00
Closing balance as at 31st March	15,93,650	5.00	25,85,125	5.00
Vested and exercisable as at 31st March	9,19,900	-	16,77,376	-

(ii) ESOPs outstanding at the end of the year have the following expiry date and exercised prices:

Plan	Grant date	Expiry Date	Exercise Price	No of shares outstanding	
				March 31, 2024	March 31, 2023
ESOP	Various dates	4 years	5.00	15,93,650	25,85,125
Total				15,93,650	25,85,125

(iii) Expenses arising from share-based payments transaction

Total expenses arising from share-based payment transactions were as follows:

Particulars	2023-24	2022-23
Total employee share-based payment expense	44.87	31.64

(iv) The fair value of options granted is estimated on the date of grant using the following assumptions

Particulars	2023-24			2022-23
	Grant dt. 02.05.2023	Grant dt. 15.11.2023	Grant dt. 08.02.2024	
Dividend yield	-	1.25	1.25	Nil
Risk free interest rate (%)	7.07%	7.29%	7.15%	7.29%
Volatility %	34.15%	35.51%	34.64%	40.65%
Strike price	5.00	5.00	5.00	5.00
Fair value of the shares at the time of grant	272.55	464.60	467.20	329.50
Expected life of options	2.75	2.75	2.75	2.75

The expected life of the ESOP is estimated based on the vesting term and contractual term of the ESOP, as well as expected exercise behaviour of the employee who receives the ESOP.



47 Financial Instruments

The carrying value and fair value of financial instruments by categories were as follows:

Particulars	Fair value hierarchy	As at March 31, 2024		As at March 31, 2023	
		FVTPL	Amortised cost	FVTPL	Amortised cost
Assets:					
Non Current					
(i) Other financial assets	3	-	17.11	-	18.67
Current					
(i) Investments	1	40.20	0.03	209.44	0.02
(ii) Trade receivables	3	-	1,032.88	-	672.24
(iii) Cash & cash equivalents	3	-	2,252.65	-	669.80
(iv) Bank balances other than (iii) above	3	-	201.71	-	314.00
(v) Loans	3	-	25.42	-	0.49
(iv) Other financial assets	3	-	31.41	-	18.80
Total		40.20	3,561.21	209.44	1,694.02
Liabilities:					
Non Current					
(i) Borrowings	3	-	-	-	-
(ii) Lease liabilities	3	-	0.29	-	61.97
Current					
(i) Borrowings	3	-	74.71	-	156.50
(ii) Lease liabilities	3	-	1.41	-	34.75
(iii) Trade Payables	3	-	239.62	-	182.14
(iv) Other financial liabilities	3	-	136.10	-	57.55
Total		-	452.13	-	492.91

Fair value hierarchy

Level 1 - Level 1 hierarchy includes financial instruments measured using Quoted prices (unadjusted) in active markets for identical assets or liabilities

Level 2 - Inputs other than quoted prices included within Level 1 that are observable for the asset or liability, either directly (i.e. as prices) or indirectly (i.e. derived from prices)

Level 3 - Inputs for the assets or liabilities that are not based on observable market data (unobservable inputs).



48 Financial risk management

Risk management framework

The group's financial risk management is an integral part of how to plan and execute its business strategies. The group's risk management policy is set by the Board. The group's activities expose it to a variety of financial risks: credit risk, liquidity risk and market risk relating to foreign currency exchange rate. The group's primary focus is to foresee the unpredictability of financial markets and seek to minimize potential adverse effects on its financial performance. A summary of the risks have been given below.

(i) Credit risk

Credit risk is the risk of financial loss to the group if a customer or counterparty to a financial instrument fails to meet its contractual obligations, and arises principally from the group's receivables from customers and other financial assets carried at amortised cost. Credit risk arises from cash held with banks and financial institutions, as well as credit exposure to clients, including outstanding accounts receivables and Security deposits. The exposure is limited to its carrying value.

(a) Trade and other receivables

The credit exposure of trade receivables is primarily on account of receivable from customers. The group has a process in place to monitor outstanding receivables on a monthly basis.

The group's exposure to credit risk for trade and other receivables by category is as follows:

Particulars	Carrying amount	
	As at March 31, 2024	As at March 31, 2023
Trade receivables (Gross)	1,037.29	680.78
Unbilled revenue	691.27	534.27
Contract assets	16.43	20.71
Less: Expected credit loss	(4.41)	(8.54)
	1,740.58	1,227.22

Following are the financial assets carried at amortised cost at the reporting date.

Particulars	As at March 31, 2024	As at March 31, 2023
Investments	40.23	209.46
Trade receivables	1,032.88	672.24
Cash and cash equivalents	2,252.65	669.80
Other Bank balances	201.71	314.00
Loans	25.42	0.49
Other financial assets	48.52	37.47
	3,601.41	1,903.46

(ii) Liquidity risk

Liquidity risk is the risk that the group will not be able to meet its financial obligations as they become due. The group manages its liquidity risk by ensuring, that it will always have sufficient liquidity to meet its liabilities when due. The group's Management is responsible for liquidity and fund management.

The group aims to maintain the level of its cash and cash equivalents at an amount in excess of expected cash outflows on financial liabilities over the next six months. The group also monitors the level of expected cash inflows on trade receivables together with expected cash outflows on trade payables and other financial liabilities.

Following are the remaining contractual maturities of financial liabilities at the reporting date. The amounts are gross and undiscounted.

As at March 31, 2024

Particulars	within 12 months	1-5 Years	Total carrying amount
Borrowings	74.71	-	74.71
Trade payables	239.62	-	239.62
Lease liability	1.41	0.29	1.70
Other financial liabilities (excluding trade payables)	136.10	-	136.10
	451.84	0.29	452.13

As at March 31, 2023

Particulars	within 12 months	1-5 Years	Total carrying amount
Borrowings	156.50	-	156.50
Trade payables	181.06	1.08	182.14
Lease liability	34.75	61.97	96.72
Other financial liabilities (excluding trade payables)	57.55	-	57.55
	429.86	63.05	492.91



(iii) Market risk

Market risk is the risk that changes in market prices such as foreign exchange rates will affect the group's income or the value of its holdings of financial instruments. The objective of market risk management is to manage and control market risk exposures within acceptable parameters, while optimising the return.

(iv) Foreign currency risk

Foreign currency risk is the risk that the fair value or future cash flows of a financial instrument will fluctuate because of changes in foreign exchange rate. The majority of the group's assets are located in India and Indian rupee being the functional currency of the group. The group's exposure to the risk of changes in foreign exchange rates relates primarily to operating activities.

The group's foreign currency payables and receivables are as follows:

Exposure to currency risk

The summary quantitative data about the group's gross exposure to currency risk is as follows:

Particulars	As at	As at	As at	As at	As at	As at
	March 31, 2024	March 31, 2023	March 31, 2024	March 31, 2023	March 31, 2024	March 31, 2023
	USD	USD	SAR	SAR	QAR	QAR
Payables	0.02	0.01	0.03	-	0.01	-
Receivables	4.02	2.46	-	-	-	-
Net Exposure	4.00	(2.45)	(0.03)	-	(0.01)	-

Sensitivity analysis:

A reasonably possible strengthening (weakening) of the INR, against USD/SAR/QAR would have affected the measurement of financial instruments denominated in foreign currency and affected equity and profit or loss by the amounts shown below. This analysis assumes that all other variables, in particular interest rates, remain constant and ignores any impact of forecasts sales and purchases.

Particulars	Impact on Profit	
	As at	As at
	March 31, 2024	March 31, 2023
USD – Increase by 5%	(16.68)	(10.04)
USD – Decrease by 5%	16.68	10.04
SAR – Increase by 5%	0.03	-
SAR – Decrease by 5%	(0.03)	-
QAR – Increase by 5%	0.01	-
QAR – Decrease by 5%	(0.01)	-

(v) Capital Management

The group's objectives when managing capital are to

- Safeguard their ability to continue as a going concern, so that they can continue to provide returns for shareholders and benefits for other stakeholders and
- Maintain an optimal capital structure to reduce the cost of capital.

The capital structure of the group is based on management's judgement of the appropriate balance of key elements in order to meet its strategic and day-to-day needs. We consider the amount of capital in proportion to risk and manage the capital structure in light of changes in economic conditions and the risk characteristics of the underlying assets. In order to maintain or adjust the capital structure, the group may adjust the amount of dividends paid to shareholders, return capital to shareholders or issue new shares.

The group's policy is to maintain a stable and strong capital structure with a focus on total equity so as to maintain investor, creditors and market confidence and to sustain future development and growth of its business. The group will take appropriate steps in order to maintain, or if necessary adjust, its capital structure.

The management monitors the return on capital as well as the level of dividends to shareholders. The group's goal is to continue to be able to provide return to shareholders.

Particulars	As at	As at
	March 31, 2024	March 31, 2023
Net debt	74.71	156.50
Total equity	6,620.75	3,924.14
Net debt to equity ratio	0.01	0.04



eMudhra Limited


CIN:L72900KA2008PLC060368

Notes forming part of the consolidated financial statements

(All amounts are in INR million, unless otherwise stated)

49 Segment Information

Business Segment	For the year ended March 31, 2024				For the year ended March 31, 2023			
	Trust Services	Enterprise Solutions		Total	Trust Services	Enterprise Solutions		Total
		India	Outside			India	Outside	
Segment Revenue								
External Sales	1,043.79	681.91	2,005.49	3,731.19	850.04	795.42	842.11	2,487.57
Total Revenue	1,043.79	681.91	2,005.49	3,731.19	850.04	795.42	842.11	2,487.57
Result								
Segment Result	547.80	161.14	778.83	1,487.77	482.84	417.81	438.60	1,339.25
Unallocated Corporate expenses (less income)				531.10				571.61
Operating Profit	547.80	161.14	778.83	956.67	482.84	417.81	438.60	767.64
Less: Interest Expenses				30.05				33.85
Profit/(loss) before taxation and exceptional items				926.62				733.79
Exceptional items								
Profit/(loss) before taxation				926.62				733.79
Less: Income Taxes (Net)				163.10				121.81
Net Profit				763.52				611.98
Other Information								
Other Information								
Segment Assets	95.56	464.26	2,853.71	3,413.53	157.56	267.49	1,290.27	1,715.33
Add: Unallocated Corporate Assets				4,086.47				2,884.12
Total Assets	95.56	464.26	2,853.71	7,500.00	157.56	267.49	1,290.27	4,599.45
Segment Liabilities	16.02	14.18	424.24	454.44	(0.21)	21.39	249.50	270.67
Add: Unallocated Corporate Liabilities				424.81				404.64
Total Liabilities	16.02	14.18	424.24	879.25	(0.21)	21.39	249.50	675.31



eMudhra Limited

CIN:L72900KA2008PLC060368

Notes forming part of the consolidated financial statements

(All amounts are in INR million, unless otherwise stated)

50 Additional information required under Schedule III

Name of the Entity	Year	Net Assets, i.e., Total Assets		Share in Profit and Loss		Share in Other Comprehensive		Share in Total Comprehensive	
		As % of Consolidated Net Assets	Amount	As % of Consolidated Profit & Loss	Amount	As % of Consolidated Other Comprehensive Income	Amount	As % of Consolidated Total Comprehensive Income	Amount
Parent :									
eMudhra Limited	2023-24	61.94%	4,100.72	3.21%	24.50	195.15%	1.73	3.42%	26.23
	2022-23	68.16%	2,674.57	34.55%	211.44	98.67%	(47.96)	29.02%	163.48
Subsidiaries :									
Indian									
eMudhra consumer Services Limited	2023-24	1.59%	105.48	-4.10%	(31.31)	-2.26%	(0.02)	-4.10%	(31.33)
	2022-23	2.12%	83.26	-5.99%	(36.64)	0.30%	(0.15)	-6.53%	(36.79)
eMudhra Technologies Limited	2023-24	0.30%	19.82	-3.82%	(29.18)	-31.24%	(0.28)	-3.85%	(29.46)
	2022-23	0.70%	27.29	-3.50%	(21.44)	0.47%	(0.23)	-3.85%	(21.67)
eMudhra employees stock option trust	2023-24	0.04%	2.86	-0.04%	(0.33)	-	-	-0.04%	(0.33)
	2022-23	0.05%	2.02	-0.07%	(0.44)	-	-	-0.08%	(0.44)
Foreign									
eMudhra (MU) Limited	2023-24	0.04%	2.92	-0.80%	(6.14)	-	-	-0.80%	(6.14)
	2022-23	0.63%	24.58	-1.47%	(8.99)	-	-	-1.59%	(8.99)
eMudhra INC and its subsidiary	2023-24	20.19%	1,336.54	43.24%	330.13	-	-	43.19%	330.13
	2022-23	8.76%	343.64	12.41%	75.95	-	-	13.48%	75.95
eMudhra PTE Limited	2023-24	0.49%	32.39	-1.48%	(11.29)	-	-	-1.48%	(11.29)
	2022-23	2.68%	105.28	6.59%	40.33	-	-	7.16%	40.33
eMudhra DMCC	2023-24	11.43%	756.45	65.67%	501.40	-60.54%	(0.54)	65.52%	500.86
	2022-23	14.30%	561.32	55.96%	342.43	0.55%	(0.27)	60.74%	342.16
eMudhra BV	2023-24	2.82%	186.94	-1.94%	(14.80)	-	-	-1.94%	(14.80)
	2022-23	1.63%	63.99	2.74%	16.75	-	-	2.97%	16.75
PT eMudhra Technologies Indonesia	2023-24	0.25%	16.74	-1.07%	(8.19)	-	-	-1.07%	(8.19)
	2022-23	0.76%	30.01	-0.43%	(2.62)	-	-	-0.46%	(2.62)
eMudhra Kenya Limited	2023-24	0.03%	2.07	-0.54%	(4.15)	-	-	-0.54%	(4.15)
	2022-23	-	-	-	-	-	-	-	-
Non Controlling Interest in Subsidiary:									
Foreign									
PT eMudhra Technologies Indonesia	2023-24	0.03%	2.20	-0.78%	(5.97)	-	-	-0.78%	(5.97)
	2022-23	0.21%	8.18	-0.78%	(4.79)	-	-	-0.85%	(4.79)
eMudhra INC and its subsidiary	2023-24	0.84%	55.62	2.47%	18.85	-	-	2.47%	18.85
	2022-23	-	-	-	-	-	-	-	-
Total	2023-24	100%	6,620.75	100%	763.52	100%	0.89	100%	764.41
	2022-23	100%	3,924.14	100%	611.98	100%	(48.61)	100%	563.37



- 51 The parent company has completed its initial public offer (IPO) of 1,61,24,456 shares of face value of Rs. 5 each for cash at an issue price of INR 256 per equity share aggregating to INR 4127.86, consisting fresh issue of 62,89,062 equity shares aggregating to INR 1610.00 and an offer for sale of 98,35,394 equity share aggregating to INR 2517.86 by the selling shareholders. The equity share of the parent company were listed on BSE Limited and NSE Limited on June 01, 2022. Out of the fresh issue of INR 1610.00, INR 88.05 was adjusted towards various estimated offer expenses and net amount received in the monitoring agency bank account is INR 1521.95.

The utilisation of IPO proceeds is summarised below:

Particulars	Objects of the issue as per prospectus	Utilisation upto 31.03.2024	Unutilised as on 31.03.2024
Repayment or pre-payment, in full or in part, of all or certain borrowings availed by parent Company;	350.00	350.00	-
Funding working capital requirements of parent Company;	402.19	402.19	-
Purchase of equipments and funding of other related costs for data centers proposed to be set-up in India and overseas locations;	463.64	463.64	-
Funding of expenditure relating to product development;	150.30	150.30	-
Investment in eMudhra INC for augmenting its business development, sales, marketing and other related costs for future growth.	152.67	152.67	-
General Corporate Purposes	3.15	3.15	-
Total	1,521.95	1,521.95	-

IPO Proceeds which was fully utilised as at 31st March 2024.

- 52 The parent company has completed its Qualified Institutional Placement (QIP) of 47,39,336 shares of face value of Rs. 5/- each for cash at an issue price of Rs.422/- per equity share aggregating to Rs.2,000/- million. Out of the issue of Rs. 2000/- million, Rs. 69.99 million was adjusted towards various estimated offer expenses and net amount received in the monitoring agency bank account is Rs.1930.01 million.

The utilisation of QIP proceeds is summarised below:

Particulars	Objects of the issue as per placement document	Utilisation upto 31.03.2024	Unutilised as on 31.03.2024
Funding of expenditure relating to product development by Group			
a) FHE	104.32	-	104.32
b) Mobile PKI	119.56	-	119.56
c) PQC	183.92	32.34	151.58
Funding their working capital requirements	270.00	144.71	125.29
Funding the Company's inorganic growth initiatives	850.00	-	850.00
General corporate purposes	402.21	9.00	393.21
Total	1,930.01	186.04	1,743.97

QIP Proceeds which were unutilised at 31st March 2024 were temporarily invested in deposit with banks and in current account maintained with Monitoring agency account.

53 **Details of benami property held**

No proceedings have been initiated on or are pending against the group for holding benami property under the Benami Transactions (Prohibition) Act, 1988 (45 of 1988) and Rules made thereunder.

54 **Borrowing secured against current assets**

The group has no outstanding borrowings from banks and financial institutions on the basis of security of current assets.

55 **Wilful defaulter**

The group has not been declared as wilful defaulter by any bank or financial institution or government or any government authority.

56 **Relationship with struck off companies**

The group has no transactions with the companies struck off under Companies Act, 2013 or Companies Act, 1956.

57 **Compliance with number of layers of companies**

The group has complied with the number of layers prescribed under the Companies Act, 2013.



58 Compliance with approved scheme(s) of arrangements

The group has not entered into any scheme of arrangement which has an accounting impact on current or previous financial year.

59 Utilisation of borrowed funds and share premium

The group has not advanced or loaned or invested funds to any other person(s) or entity(ies), including foreign entities (Intermediaries) with the understanding that the Intermediary shall:

- a) Directly or indirectly lend or invest in other persons or entities identified in any manner whatsoever by or on behalf of the group (Ultimate Beneficiaries) or
- b) provide any guarantee, security or the like on behalf of the ultimate beneficiaries

The group has not received any fund from any person(s) or entity(ies), including foreign entities (Funding Party) with the understanding (whether recorded in writing or otherwise) that the group shall:

- a) directly or indirectly lend or invest in other persons or entities identified in any manner whatsoever by or on behalf of the Funding Party (Ultimate Beneficiaries) or
- b) provide any guarantee, security or the like on behalf of the ultimate beneficiaries

60 Undisclosed income

There is no income surrendered or disclosed as income during the current or previous year in the tax assessments under the Income Tax Act, 1961, that has not been recorded in the books of account.

61 Details of crypto currency or virtual currency

The group has not traded or invested in crypto currency or virtual currency during the current or previous year.

62 Valuation of Property, Plant and Equipment

The group has not revalued its property, plant and equipment (including right-of-use assets) during the current or previous year.

63 Title deeds of immovable properties not held in name of the group

The title deeds of immovable properties are held in the name of the group except for the disclosure made in Note 3a(v)

64 Registration of charges or satisfaction with Registrar of Companies

There are no charges or satisfaction which are yet to be registered with the Registrar of Companies beyond the statutory period.

65 Utilisation of borrowings availed from banks and financial institutions

The group has not availed any borrowings during the year from banks and financial institutions.

66 Dividend not recognised at the end of the reporting period


The directors have recommended a final dividend of INR 1.25 per share. [Represents absolute figure].

The proposed dividend is subject to approval of shareholders in the ensuing Annual General Meeting and if approved would result in cash outflow of approximately of Rs.103.51

See accompanying notes to the financial statements

As per our report of even date attached

For Suri & Co
Chartered Accountants
Firm Registration Number: 004283S




Natarajan V
Partner
Membership No: 223118




Place: Bengaluru
Date: April 29, 2024


For and on behalf of the Board of Directors
of eMudhra Limited




V Srinivasan
Executive Chairman and Director
DIN: 00640646



Ritesh Raj Pariyani
Chief financial officer



Venu Madhava
Whole time Director
DIN: 06748204



Johnson Xavier
Company secretary
and Compliance officer