

INDEPENDENT AUDITOR'S REPORT

TO THE MANAGEMENT OF EMUDHRA DMCC

Report on the Special Purpose Standalone Financial Statements

We have audited the accompanying standalone financial statements of eMudhra DMCC being the subsidiary company of eMudhra Limited ("Parent Company") which comprise the balance sheet as at March 31, 2024, and the statement of profit and loss (including Other Comprehensive Income), the Statement of Changes in Equity and cash flow statement for the year then ended, and a summary of material accounting policies and other explanatory information. The standalone financial statements have been prepared by management of eMudhra DMCC in connection with consolidation of financial statements with the eMudhra Limited ("Parent Company") in accordance with the Indian Accounting Standards prescribed under Section 133 of the Act read with the Companies (Indian Accounting Standards) Rules, 2023, as amended, ("Ind AS") and other accounting principles generally accepted in India.

Management's Responsibility for the Standalone Financial Statements

Management is responsible for the preparation of these standalone financial statements that give a true and fair view of the state of affairs, results of operations and cash flows of the Company in accordance with the Indian Accounting Standards prescribed under Section 133 of the Act read with the Companies (Indian Accounting Standards) Rules, 2023, as amended, ("Ind AS") and other accounting principles generally accepted in India.; this includes the design, implementation and maintenance of internal control relevant to the preparation and presentation of the standalone financial statements that give a true and fair view and are free from material misstatement, whether due to fraud or error.

In preparing the standalone financial statements, the management is also responsible for assessing the Company's ability to continue as a going concern, disclosing, as applicable, matters relating to going concern and using the going concern basis of accounting unless management either intends to liquidate the Company or to cease operations, or has no realistic alternative but to do so.

The Management is also responsible for overseeing the Company's financial reporting process.

Auditor's Responsibility

Our responsibility is to express an opinion on these standalone financial statements based on our audit. We conducted our audit in accordance with Standards on Auditing issued by the Institute of Chartered Accountants of India (ICAI). Those Standards require that we comply with ethical requirements and plan and perform the audit to obtain reasonable assurance about whether the standalone financial statements are free from material misstatement.

An audit involves performing procedures to obtain audit evidence about the amounts and disclosures in the standalone financial statements. The procedures selected depend on the auditor's judgment, including the assessment of the risks of material misstatement of the standalone financial statements, whether due to fraud or error. In making those risk assessments, the auditor considers internal control relevant to the entity's preparation and fair presentation of the standalone financial statements in order to design audit procedures that are appropriate in the circumstances, but not for the purpose of expressing an opinion on the effectiveness of the entity's internal control. An audit also includes evaluating the



suriandco.com



blr@suriandco.com



+91 - 080 - 41240545
+91 - 080 - 41270545



K M K Towers, 2nd FLOOR,
No. 142, K H Road (Double Road)
Bengaluru - 560 027.



GSTIN - 29AABFS5023Q1ZR

appropriateness of accounting policies used and the reasonableness of accounting estimates made by management, as well as evaluating the overall presentation of the standalone financial statements.

We believe that the audit evidence we have obtained is sufficient and appropriate to provide a basis for our audit opinion.

Our objectives are to obtain reasonable assurance about whether the standalone financial statements as a whole are free from material misstatement, whether due to fraud or error, and to issue an auditor's report that includes our opinion. Reasonable assurance is a high level of assurance but is not a guarantee that an audit conducted in accordance with SAs will always detect a material misstatement when it exists. Misstatements can arise from fraud or error and are considered material if, individually or in the aggregate, they could reasonably be expected to influence the economic decisions of users taken on the basis of these standalone financial statements.

Opinion

In our opinion and to the best of our information and according to the explanations given to us, the standalone financial statements give a true and fair view of the state of affairs of eMudhra DMCC as at March 31, 2024, and of its profit, total comprehensive income, changes in equity and its cash flows for the year then ended in accordance with the Indian Accounting Standards prescribed under Section 133 of the Act read with the Companies (Indian Accounting Standards) Rules, 2023, as amended, ("Ind AS") and other accounting principles generally accepted in India.

Basis of Accounting


Without modifying our opinion, we draw attention to Note 2 to the standalone financial statements, which describes the basis of accounting. The standalone financial statements are prepared by the management of eMudhra DMCC in connection with consolidation of financial statements with the eMudhra Limited ("Parent Company") in accordance with the Indian Accounting Standards prescribed under Section 133 of the Act read with the Companies (Indian Accounting Standards) Rules, 2023, as amended, ("Ind AS") and other accounting principles generally accepted in India. As a result, the standalone financial statements may not be suitable for another purpose.

Restriction on distribution and Use

Our report is intended solely for the purpose of consolidation of financial statements of eMudhra Limited ("Parent Company") and should not be distributed to or use by other parties or purpose.



For Suri & Co.,
Chartered Accountants
Firm Registration No. 004283S


V Natarajan
Partner

Membership No. 223118
UDIN. 24223118BKBNPE/882

Place: Bengaluru

Date: 29th April, 2024

eMudhra DMCC

Standalone Balance sheet as at 31st March 2024

(All amounts are in AED, unless otherwise stated)

Particulars	Note No.	As at March 31,2024	As at March 31,2023
ASSETS			
Non-current assets			
(a) Property, plant and equipment	3	1,25,090	26,167
(b) Other intangible assets	4	82,47,254	61,48,136
(c) Financial assets			
(i) Investments	5	9,55,321	9,29,060
(d) Other non-current assets	6	13,50,237	1,21,666
Total Non-current assets		1,06,77,902	72,25,029
Current assets			
(a) Financial assets			
(i) Trade receivables	7	1,69,31,571	95,28,181
(ii) Cash and cash equivalents	8	40,53,350	59,39,937
(iii) Loans	9	1,42,95,007	21,72,300
(iv) Other financial assets	10	68,639	70,426
(b) Other current assets	6	93,18,803	88,34,046
Total current assets		4,46,67,370	2,65,44,890
TOTAL ASSETS		5,53,45,272	3,37,69,919
EQUITY AND LIABILITIES			
Equity			
(a) Equity share capital	11	10,00,000	10,00,000
(b) Other equity	12	4,29,55,828	2,37,29,442
Total equity		4,39,55,828	2,47,29,442
Liabilities			
Non-current liabilities			
(a) Provisions	14	2,89,787	2,19,873
(b) Other non-current liabilities	15	24,805	-
Total Non-current liabilities		3,14,592	2,19,873
Current liabilities			
(a) Financial liabilities			
(i) Borrowings	13	33,53,292	39,29,575
(ii) Trade payables	16	52,76,338	34,31,431
(iii) Other financial liabilities	17	4,65,765	3,77,134
(b) Other current liabilities	15	12,84,218	7,59,190
(c) Provisions	14	6,20,526	3,23,274
(d) Current tax liabilities (Net)	18	74,713	-
Total current liabilities		1,10,74,852	88,20,604
Total liabilities		1,13,89,444	90,40,477
TOTAL EQUITY AND LIABILITIES		5,53,45,272	3,37,69,919


Corporate information and material accounting policies

1 & 2

See accompanying notes to the financial statements

For Suri & Co.,
Chartered Accountants
Firm Registration Number: 004283S

V. Natarajan
Natarajan V
Partner
Membership No: 223118



Place: Bengaluru
Date : April 29, 2024

For and on behalf of the Board of Directors
of eMudhra DMCC

Arvind Srinivasan
Director

Place: Dubai
Date : April 29, 2024



eMudhra DMCC

Standalone statement of profit and loss for the year ended 31st March 2024

(All amounts are in AED, unless otherwise stated)

Particulars	Note No.	For the year ended March 31,2024	For the year ended March 31,2023
Income			
I Revenue from operations	19	3,41,58,814	2,25,31,862
II Other income	20	15,070	64,557
III Total Income (I+II)		3,41,73,884	2,25,96,419
IV Expenses			
Operating expenses	21	67,17,648	63,61,493
Purchase of stock-in -trade	22	-	97,613
Employee benefits expense	23	45,71,104	37,25,524
Finance costs	24	1,88,704	-
Depreciation and amortisation expenses	25	9,14,349	5,53,623
Other expenses	26	30,45,706	11,24,859
Total expenses (IV)		1,54,37,511	1,18,63,112
V Profit/(Loss) before exceptional items and tax (III-IV)		1,87,36,373	1,07,33,307
VI Exceptional Items		-	-
VII Profit/(Loss) for the year (V-VI)		1,87,36,373	1,07,33,307
VIII Tax expense			
Current tax		74,713	-
Total tax expenses		74,713	-
IX Profit/(Loss) for the year (VII-VIII)		1,86,61,660	1,07,33,307
X Other comprehensive income			
Items that will not be reclassified to profit or loss:			
Remeasurement (loss)/gain on defined benefit plan (net of tax)		(23,679)	(12,220)
Other comprehensive income/(loss) for the year		(23,679)	(12,220)
XI Total comprehensive income/(loss) for the year (IX+X)		1,86,37,981	1,07,21,087
XII Earnings per share (Nominal value of share AED 1000/- each)	27		
Basic		18.662	10.733
Diluted		18.662	10.733

Corporate information and significant accounting policies

1 & 2

See accompanying notes to the financial statements
As per our report of even date attachedFor Suri & Co.,
Chartered Accountants
Firm Registration Number: 0042835

V. Natarajan

Natarajan V
Partner
Membership No: 223For and on behalf of the Board of Directors
of eMudhra DMCC

S Arvind

Arvind Srinivasan
DirectorPlace: Bengaluru
Date : April 29, 2024Place: Dubai
Date : April 29, 2024

eMudhra DMCC

Standalone Cash flow statement for the year ended 31st March 2024

(All amounts are in AED, unless otherwise stated)

Particulars	For the year ended March 31,2024	For the year ended March 31,2023
A. Cash flow from Operating activities:		
Profit before tax	1,87,36,373	1,07,33,307
Adjustments for:		
Depreciation and amortisation expense	9,14,349	5,53,623
Share based payment	4,37,891	94,634
Provision for doubtful debts	88,598	-
Bad debts written off	2,65,380	-
Interest on term loans	1,88,704	-
Working capital adjustments:		
Decrease/(Increase) in trade receivable	(77,57,367)	(52,32,813)
Decrease/(Increase) in other non-current and current financial assets	1,787	13,54,604
Decrease/(Increase) in other non-current and current assets	(3,63,091)	(57,25,492)
Increase/(Decrease) in trade payables	18,44,906	22,38,949
Increase/(Decrease) in non-current and current provision	4,32,118	5,24,687
Increase/(Decrease) in other current liabilities	5,49,833	(1,18,422)
Cash generated from operations	1,53,39,481	44,23,077
Income taxes paid (net)	-	-
Net Cash flow from / (used in) operating activities (A)	1,53,39,481	44,23,077
B. Cash flow from Investing activities:		
Purchase of Property, Plant and Equipment and Intangible assets	(43,12,113)	(18,52,828)
Redemption of preference shares in subsidiary	-	58,44,800
Cash advance and loans made to related parties and others	(1,21,22,707)	(21,72,300)
Investment of equity shares in subsidiary	(26,261)	(3,69,004)
Net cash from / (used in) investing activities (B)	(1,64,61,081)	14,50,668
C. Cash flow from Financing activities:		
Proceeds / (repayment) from short term borrowings (net)	(5,76,283)	(6,73,332)
Interest paid on loans from related party	(1,88,704)	-
Net cash from / (used in) financing activities(C)	(7,64,987)	(6,73,332)
Net increase/ (decrease) in cash and cash equivalents (D=A+B+C)	(18,86,587)	52,00,413
Cash and cash equivalents at the beginning of the year (E)	59,39,937	7,39,524
Cash and cash equivalents at the end of the year (D+E)	40,53,350	59,39,937


Components of cash and cash equivalents as at end of the year

	March 31,2024	March 31,2023
Balance with banks:		
- On current account	40,53,350	59,39,937
Total cash and cash equivalents as per Balance Sheet	40,53,350	59,39,937
Cash and cash equivalents as per Statement of Cash Flow	40,53,350	59,39,937

See accompanying notes to the financial statements
As per our report of even date attached

For Suri & Co.,
Chartered Accountants
Firm Registration Number: 004283S

V. Natarajan
Natarajan V
Partner
Membership No: 223118



Place: Bengaluru
Date : April 29, 2024

For and on behalf of the Board of Directors
of eMudhra DMCC

S. Arvind
Arvind Srinivasan
Director

Place: Dubai
Date : April 29, 2024



Statement of changes in equity for the year ended 31st March 2024

(All amounts are in AED, unless otherwise stated)

A. Equity share capital

Particulars	Note No.	Amount
Balance as at 1st April 2022		10,00,000
Changes due to prior period errors		-
Restated balance as at 1st April 2022		10,00,000
Changes in equity share capital during the year	11	
- Issue of shares		-
- Buyback of shares		-
Balance as at 31st March 2023		10,00,000

Particulars	Note No.	Amount
Balance as at 1st April 2023		10,00,000
Changes due to prior period errors		-
Restated balance as at 1st April 2023		10,00,000
Changes in equity share capital during the year	11	
- Issue of shares		-
- Buyback of shares		-
Balance as at 31st March 2024		10,00,000

B. Other Equity


Particulars	Note No.	Attributable to the equity holders of the company				Total Other Equity
		Reserves and Surplus				
		Retained Earnings	Share based payment reserve	Securities premium	Remeasurement of defined benefit plans through Other Comprehensive Income	
Balance as at 1st April 2022		1,01,69,203	-	27,00,000	44,518	1,29,13,721
Change in accounting policy or prior period errors		-	-	-	-	-
Restated balance as at 1st April 2022		1,01,69,203	-	27,00,000	44,518	1,29,13,721
Add: Transactions during the year	12					
Profit/(loss) for the year		1,07,33,307	-	-	-	1,07,33,307
Security premium		-	-	-	-	-
Remeasurement of the net defined benefit plans		-	-	-	(12,220)	(12,220)
Share based payment reserve		-	94,634	-	-	94,634
Transaction with Owners in their capacity as owner						
Dividend		-	-	-	-	-
Balance as at 31st March 2023		2,09,02,510	94,634	27,00,000	32,298	2,37,29,442
Balance as at 1st April 2023		2,09,02,510	94,634	27,00,000	32,298	2,37,29,442
Change in accounting policy or prior period errors		-	-	-	-	-
Restated balance as at 1st April 2023		2,09,02,510	94,634	27,00,000	32,298	2,37,29,442
Add: Transactions during the year	12					
Profit/(loss) for the year		1,86,61,660	-	-	-	1,86,61,660
Remeasurement of the net defined benefit plans		-	-	-	(23,679)	(23,679)
Employee stock compensation expense		-	5,88,405	-	-	5,88,405
Transaction with Owners in their capacity as owner						
Dividend		-	-	-	-	-
Balance as at 31st March 2024		3,95,64,170	6,83,039	27,00,000	8,619	4,29,55,828

See accompanying notes to the financial statements

As per our report of even date attached

For Suri & Co.,
Chartered Accountants
Firm Registration Number: 004283S

V. Natarajan
Natarajan V
Partner
Membership No: 223118



Place: Bengaluru
Date: April 29, 2024

For and on behalf of the Board of Directors
of eMudhra DMCC

S Arvind
Arvind Srinivasan
Director

Place: Dubai
Date: April 29, 2024



eMudhra DMCC

Notes forming part of the standalone financial statements

Note 1 Company Information

eMudhra DMCC ("the company" or eMudhra) provides various solutions and services like digital signatures, authentication solutions, paperless office solutions and other solutions around PKI technology. eMudhra stands for enabling a digital future with a foundation built on digital identity and trust.

The parent company of eMudhra DMCC is eMudhra Limited, a public limited company incorporated and domiciled in India and has its registered office at Plot No 12-P1-A & 12-P1-B, Hi-Tech Defence and Aerospace Park (IT sector), Jala Hobli, BK Palya, Bangalore, Bangalore, Karnataka, India, 562149. The company is a subsidiary of eMudhra MU Ltd., incorporated and domiciled in Mauritius and has registered office at 10 Frere Felix de Valois Street, Port Louis 111607 Mauritius.

The company is incorporated and domiciled in United Arab Emirates and has registered office at 3006, One lake Plaza, Cluster T Jumeriah Lake Towers PO Box no.32620, Dubai UAE.

The standalone financial statements are approved for issue by the Company's Board of Directors on 29th April 2024.

Note 2 Material Accounting Policies

1. Basis of Preparation

These financial statements are prepared for the purpose of preparation of consolidated financial statements by its parent company, eMudhra Limited. The standalone financial statements are prepared and presented in accordance with Generally Accepted Accounting Principles in India (GAAP) comprises the mandatory Indian Accounting Standards (Ind AS) [as notified under section 133 of the Companies Act, 2013 read with Rule 3 of the Companies (Indian Accounting Standards) Rules, 2023], as amended from time to time, to the extent applicable, the provisions of the Companies Act, 2013 and these have been consistently applied. The Standalone financial statements up to and for the year ended March 31, 2021 were prepared in accordance with the Companies (Accounting Standards) Rules, 2006, notified under Section 133 of the Act and other relevant provisions of the Act.

2. Use of Estimates and judgement

The preparation of the standalone financial statements in conformity with generally accepted accounting principles in India requires the company's management to make judgements, estimates and assumptions that affect the application of accounting policies and reported amounts of assets and liabilities, disclosure of contingent liability and contingent assets as at the date of standalone financial statements and the reported amounts of revenue and expenses during the reporting period. Estimates and underlying assumptions are reviewed on an ongoing basis. Although such estimates are made on a reasonable and prudent basis taking into account of all available information, actual results could differ from these estimates and such differences are recognised in the period in which the results are ascertained and in any future periods affected.

Management also uses judgement in deciding whether individual item or group of items are material in the standalone financial statements. Materiality is judged by reference to the size and nature of the item. The deciding factor is whether omission, misstatement or obscuring the information could individually or collectively influence the economic decision that users make on the basis of the standalone financial statements.

3. Basis of Measurement

The standalone financial statements have been prepared on a historical cost basis except for the following assets and liabilities which have been measured at fair value:

- Derivative financial instruments, if any
- Financial assets and liabilities that are qualified to be measured at fair value
- The defined benefit asset / liability is recognised as the present value of defined benefit obligation less fair value of plan assets.
- Employee share-based payments



eMudhra DMCC

Notes forming part of the standalone financial statements

4. Functional and Presentation Currency

The standalone financial statements have been presented in The Emirati Dirham (AED), which is the company's functional currency. All financial information are presented in AED, unless otherwise stated.

5. Current/ non-current classification

All assets and liabilities are classified into current and non-current as per the Company's normal operating cycle and other criteria set out in the Schedule III to the Companies Act, 2013.

Assets

An asset is classified as current when it satisfies any of the following criteria:

- i) it is expected to be realised in the Company's normal operating cycle;
- ii) it is held primarily for the purpose of being traded;
- iii) it is expected to be realised within 12 months after the reporting date; or
- iv) it is cash or cash equivalent unless it is restricted from being exchanged or used to settle a liability for at least 12 months after the reporting date.

Current assets include the current portion of non-current financial assets. All other assets are classified as non-current.

Liabilities

A liability is classified as current when it satisfies any of the following criteria:

- i) it is expected to be settled in the Company's normal operating cycle;
- ii) it is held primarily for the purpose of being traded;
- iii) it is due to be settled within 12 months after the reporting date; or
- iv) The Company does not have an unconditional right to defer settlement of the liability for at least 12 months after the reporting date.

Current liabilities include current portion of non-current financial liabilities. All other liabilities are classified as non-current.

Operating cycle is the time between the acquisition of assets for processing and their realisation in cash or cash equivalents.

6. Revenue Recognition

The Company's contracts/sales orders with customers include promises to transfer multiple products/services ("performance obligations") to a customer. Revenues from customer contracts/sales orders are considered for recognition and measurement when the contracts/sales orders have been accepted, expressed /implied, by the parties to the contract, the parties to contract/sales order are committed to perform their respective obligations under the contract/sales order, and the contract/sales order is legally enforceable.

Revenue from fixed-price maintenance contracts is recognized by estimating the proportionate completion method when the pattern of benefits from the services rendered to the customer and the Company's costs to fulfil the contract is not even through the period of the contract because the services are generally discrete in nature and not repetitive. Revenues in excess of billing are classified as unbilled revenue in our standalone financial statements.

Provisions for estimated losses, if any, on uncompleted contracts are recorded in the period in which such losses become probable based on the estimated efforts or costs to complete the contract.

For software development and related services, the performance obligations are satisfied as and when the services are rendered since the customer generally obtains control of the work as it progresses. Revenue from licenses where the customer obtains a "right to use" the licenses is recognized at the time the license is made available to the customer.



eMudhra DMCC

Notes forming part of the standalone financial statements

Arrangements to deliver software products generally have three elements viz. license fee, implementation/integration fee and Annual maintenance contracts ("AMC"). Where the license is required to be substantially customized as part of the implementation service the entire arrangement fee for license and implementation is considered to be a single performance obligation and the revenue is recognized using the percentage-of-completion method as the implementation is performed. Revenue from client training, support and other services arising due to the sale of software products is recognized as the performance obligations are satisfied.

In case of AMC and license subscription model, revenue is recognized on a straight-line basis over the period in which the services are rendered except in those cases where contract/sales order value is less than AED (equivalent to INR 1 million).

In case of trust services and software reseller model, the revenue is recognised as and when the performance obligations are transferred for negotiated price (transaction price), and it is highly probable that the company will be able to collect the transaction price due under the contract/sales orders or otherwise.

Variable consideration primarily consists of discounts, rebates, price concessions, incentives and performance bonuses which are reduced from the transaction price, if specified in the contract with customer/based on customary business practices.

Other Income:

- i) Interest income is recognised using the effective interest rate method.
- ii) Dividend income is recognised when the right to receive is established.
- iii) Rental income arising from operating leases is recognised on a straight-line basis over the lease term unless increase in rentals are in line with the expected inflation or otherwise justified.
- iv) Other income not specifically stated above is recognised on accrual basis.

7. Property, Plant and Equipment and Capital Work in-Progress

Property, plant and equipment's (PPE) are stated at cost less accumulated depreciation and impairment losses, if any. Cost of acquisition includes directly attributable costs for bringing the assets to its present location and use.

The cost of an item of PPE comprises its purchase price net of any trade discounts and rebates, any import duties and other taxes (other than those subsequently recoverable from the tax authorities), any directly attributable expenditure on making the asset ready for its intended use, other incidental expenses and interest on borrowings attributable to acquisition of qualifying assets up to the date the asset is ready for its intended use.

The present value of the expected cost for the decommissioning of an asset after its use is included in the cost of the respective asset if the recognition criteria for a provision are met. The cost of property, plant and equipment not ready for their intended use as at each reporting date is disclosed as capital work-in-progress.

Capital work-in-progress comprises supply-cum erection contracts; the value of capital supplies received at site and accepted, capital goods in transit and under inspection. An item of property, plant and equipment and any significant part initially recognised is derecognised upon disposal or when no future economic benefits are expected from its use or disposal. Any gain or loss arising on derecognition of the asset (calculated as the difference between the net disposal proceeds and the carrying amount of the asset) is included in the statement of profit and loss when the asset is derecognised.

8. Intangible Assets and Intangible Asset under Development

The cost of software (which is not an integral part of the related hardware) acquired for internal use and Direct expenditure incurred for development of intangible assets resulting in significant future economic benefits, is recognised as an Intangible Asset in the books of accounts when the same is ready for use.



eMudhra DMCC

Notes forming part of the standalone financial statements

Intangible Assets that are not yet ready for their intended use as at the reporting date are classified as "Intangible Assets under Development". Cost of Developmental work which is completed, wherever eligible, is recognised as an Intangible Asset.

Gains or losses arising from derecognition of an intangible asset are measured as the difference between the net disposal proceeds and the carrying amount of the asset and are recognised in the statement of profit or loss when the asset is derecognised.

9. Depreciation / Amortisation

Depreciation is calculated on a straight-line basis over the estimated useful lives of the assets.

Leasehold improvements are depreciated over the period of lease.

Where cost of a part of the asset is significant to total cost of the asset and estimated useful life of that part is different from the estimated useful life of the remaining asset, estimated useful life of that significant part is determined separately and the significant part is depreciated on straight-line basis over its estimated useful life.

The Company identifies and determines cost of each component/ part of the asset separately, if the component/ part has a cost which is significant to the total cost of the asset and has useful life that is materially different from that of the remaining asset.

The residual values, useful lives and methods of depreciation / amortisation of property, plant and equipment are reviewed at each financial year end and adjusted prospectively, if appropriate.

Depreciation/amortisation on Property, plant & equipment added/disposed off during the year is provided on pro-rata basis with respect to date of acquisition/disposal.

Intangible assets are amortised over the estimated useful lives of 10 years on a straight-line basis, from the date that they are available for use. The residual values, useful lives and amortisation methods, are reviewed at each financial year end and adjusted prospectively, if appropriate.

10. Impairment of Non-Financial Assets

The Company assesses at each reporting date, whether there is an indication that an asset may be impaired. If any indication exists, or when annual impairment testing for an asset is required, the Company estimates the asset's recoverable amount.

An asset's recoverable amount is the higher of an assets or Cash Generating Unit's (CGU) fair value less costs of disposal and its value in use. Recoverable amount is determined for an individual asset, unless the asset does not generate cash inflows that are largely independent of those from other assets or groups of assets. When the carrying amount of an asset or CGU exceeds its recoverable amount, the asset is considered impaired and is written down to its recoverable amount.

In assessing value in use, the estimated future cash flows are discounted to their present value using a pre-tax discount rate that reflects current market assessments of the time value of money and the risks specific to the asset in determining fair value less costs of disposal.

Reversal of impairment provision is made when there is an increase in the estimated service potential of an asset or Cash Generating Unit (CGU), either from use or sale, on reassessment after the date when impairment loss for that asset was last recognised.



eMudhra DMCC

Notes forming part of the standalone financial statements

11. Leases

Company as a Lessee: -

Contracts with third party, which gives the company the right to use of an asset, is accounted in line with the provisions of "Ind AS 116 – Leases" if the recognition criteria as specified in the accounting standard are met.

Lease payments associated with short terms leases and leases in respect of low value assets are charged off as expenses on straight line basis over lease term or other systematic basis, as applicable.

At commencement date, the value of "right of use" is capitalised at the present value of outstanding lease payments plus any initial direct cost and estimated cost, if any, of dismantling and removing the underlying asset and presented as part of Plant, property and equipment. Liability for lease is created for an amount equivalent to the present value of outstanding lease payments and presented as Borrowings. Subsequent measurement of right of use assets is made using Cost model.

Each lease payment is allocated between the liability created and finance cost. The finance cost is charged to the Statement of Profit and loss over the lease period so as to produce a constant periodic rate of interest on the remaining balance of the liability for each period. The right-of-use asset is depreciated over the shorter of the asset's useful life and the lease term on a straight-line basis.

The lease payments are discounted using the interest rate implicit in the lease, if that rate can be determined, or the company's incremental borrowing rate. Lease modifications, if any are accounted as a separate lease if the recognition criteria specified in the standard are met.

Company as a lessor: -

Leases are classified as operating lease, or a finance lease based on the recognition criteria specified in Ind AS 116.

a) Finance lease:

At commencement date, amount equivalent to the "net investment in the lease" is presented as a Receivable.

The implicit interest rate is used to measure the value of the "net investment in Lease". Each lease payment is allocated between the Receivable created and finance income. The finance income is recognised in the Statement of Profit and loss over the lease period so as to reflect a constant periodic rate of return on the net investment in Lease.

The asset is tested for de-recognition and impairment requirements as per Ind AS 109 – Financial Instruments.

Lease modifications, if any are accounted as a separate lease if the recognition criteria specified in the standard are met.

b) Operating lease:

The company recognises lease payments from operating leases as income on either a straight-line basis or another systematic basis, if required.

Lease modifications, if any are accounted as a separate lease if the recognition criteria specified in the standard are met.

12. Inventories

The inventories of the company are valued at lower of cost or net realisable value.

The cost of bought out materials is ascertained by using the weighted average cost formula. The cost comprises the purchase cost of the item and cost of bringing such item into factory.

Net realizable value is the estimated selling price in the ordinary course of business, less estimated costs of completion and estimated costs necessary to make the sale.



eMudhra DMCC

Notes forming part of the standalone financial statements

13. Income Taxes

Income tax expense comprises current tax expense and the net change in the deferred tax asset or liability during the year. Current and deferred tax are recognized in the statement of profit and loss, except when they relate to items that are recognized in other comprehensive income or directly in equity, in which case, the current and deferred tax are also recognized in other comprehensive income or directly in equity, respectively.

Current income tax

Current income tax for the current and prior periods are measured at the amount expected to be recovered from or paid to the taxation authorities based on the taxable income for that period. The tax rates and tax laws used to compute the amount are those that are enacted or substantively enacted by the balance sheet date.

Current tax assets and liabilities are offset only if, the Company:

- as a legally enforceable right to set off the recognized amounts; and
- Intends either to settle on a net basis, or to realize the asset and settle the liability simultaneously.

Deferred Tax

Deferred tax is provided on temporary differences between the tax bases of assets and liabilities and their carrying amounts for financial reporting purposes at the reporting date.

Deferred tax liabilities are recognised for all taxable temporary differences.

Deferred tax assets are recognised for all deductible temporary differences, the carry forward of unused tax credits and any unused tax losses to the extent that it is probable that taxable profit will be available against which the deductible temporary differences can be utilised. The carrying amount of deferred tax assets is reviewed at each reporting date and reduced to the extent that it is no longer probable that sufficient taxable profit will be available to allow all or part of the deferred tax asset to be utilised.

14. Foreign Currencies

Transactions in foreign currencies are initially recorded by the Company at their respective currency exchange rates at the date the transaction qualifies for recognition.

Monetary assets and liabilities denominated in foreign currencies are translated to the functional currency by using the closing exchange rate at the reporting date. Differences arising on settlement or translation of monetary items are recognised in statement of profit and loss. Non-monetary items that are measured in terms of historical cost in a foreign currency are translated using the exchange rate at the dates of the initial transactions.

15. Provisions/ Contingent liabilities and Contingent Assets

Provisions are recognised when the Company has a present obligation (legal or constructive) as a result of a past event, it is probable that an outflow of resources embodying economic benefits will be required to settle the obligation and a reliable estimate can be made of the amount of the obligation. When the Company expects some or all a provision to be reimbursed, the reimbursement is recognised as a separate asset, but only when the reimbursement is virtually certain. The expense relating to a provision is presented in the Statement of profit and loss net of any reimbursement.

Provision for onerous contracts is recognised when the expected benefits to be derived by the Company from a contract are lower than the unavoidable cost of meeting its obligations under the contract. The provision is measured at the present value of the lower of the expected cost of terminating the contract and the expected net cost of continuing with the contract. Before a provision is established, the Company recognizes any impairment loss on the assets associated with that contract. If the effect of the time value of money is material, provisions are discounted using a current pre-tax rate



eMudhra DMCC

Notes forming part of the standalone financial statements

that reflects, when appropriate, the risks specific to the liability. When discounting is used, the increase in the provision due to the passage of time is recognised as a finance cost.

Contingent Liabilities/Assets

A contingent liability is a possible obligation that arises from past events whose existence will be confirmed by the occurrence or non-occurrence of one or more uncertain future events beyond the control of the Company or a present obligation that is not recognized because it is not probable that an outflow of resources will be required to settle the obligation. A contingent liability also arises in extremely rare cases where there is a liability that cannot be recognized because it cannot be measured reliably. The Company does not recognize a Contingent liability but discloses its existence in the standalone financial statements.

A contingent asset is a possible asset that arises from past events whose existence will be confirmed by the occurrence or non-occurrence of one or more uncertain future events not wholly within the control of the company. The Company does not recognize a Contingent asset but discloses its existence in the standalone financial statements where an inflow of economic benefits is probable.

16. Cash and Cash Equivalents

Cash comprises of cash on hand and demand deposits. Cash equivalents are short-term highly liquid investments with original maturities of three months or less that are readily convertible to known amounts of cash, which are subject to an insignificant risk of change in value.

Bank overdrafts, if any, are classified as borrowings under current liabilities in the balance sheet.

17. Financial Instruments

Initial measurement

The company recognizes financial assets and financial liabilities when it becomes a party to the contractual provisions of the instrument. All financial assets and liabilities are recognized at fair value on initial recognition except for the trade receivables which are initially measured at transaction price. Transaction costs that are directly attributable to the acquisition or issue of financial assets and financial liabilities, which are not at fair value through profit or loss, are added to or deducted from the fair value on initial recognition.

Subsequent measurement [non-derivative financial instruments]

Financial assets carried at amortized cost.

A financial asset is subsequently measured at amortized cost if it is held within a business model whose objective is to hold the asset in order to collect contractual cash flows and the contractual terms of the financial asset give rise on specified dates to cash flows that are solely for payments of principal and interest on the principal amount outstanding.

Financial assets at fair value through other comprehensive income [FVTOCI]

A financial asset is subsequently measured at fair value through other comprehensive income if it is held within a business model whose objective is achieved by both collecting contractual cash flows and selling financial assets and the contractual terms of the financial asset give rise on specified dates to cash flows that are solely for payments of principal and interest on the principal amount outstanding. The Company has made an irrevocable election for its investments which are classified as equity instruments to present the subsequent changes in fair value in other comprehensive income based on its business model.

Financial assets at fair value through profit or loss [FVTPL]

A financial asset which is not classified in any of the above categories are subsequently fair valued through profit or loss.



eMudhra DMCC

Notes forming part of the standalone financial statements

Financial Liabilities

Financial liabilities are subsequently carried at amortized cost using the effective interest method.

Trade receivables

Trade receivables are the amount due from the customers for the services rendered in the ordinary course of business. Trade receivables are initially recognised at the amount of consideration that is unconditional unless they contain significant financing components, when they are recognised at the fair value. The Company holds trade receivables for the receipt of contractual cashflows and therefore measures them subsequently at the amortised cost using effective interest rate method.

Trade payables and other payables

These amounts represent liabilities for goods and services provided to the company prior to the end of financial year which are unpaid. Trade payables are presented as current liabilities unless payment is not due within 12 months after the reporting period. They are recorded initially at fair value and subsequently measured at amortised cost using effective interest rate method.

Investment in Subsidiaries and associates

Investment in subsidiaries and Associates are measured at cost less impairment.

Share Capital – Ordinary Shares

An equity instrument is a contract that evidences residual interest in the assets of the company after deducting all its liabilities. Equity instruments recognized by the company are recognized at the proceeds received net of direct issue cost.

De-recognition of financial instruments

The company derecognizes a financial asset when the contractual rights to the cash flows from the financial asset expire or it transfers the financial asset and the transfer qualifies for de-recognition under Ind AS 109. A financial liability (or a part of a financial liability) is derecognized from the Company's Balance Sheet when the obligation specified in the contract is discharged or cancelled or expires.

18. Fair value Measurement

Fair value is the price that would be received on sale of an asset or paid to transfer a liability in an orderly transaction between market participants at the measurement date. The fair value measurement is based on the presumption that the transaction to sell the asset or transfer the liability takes place either:

- In the principal market for the asset or liability, or
- In the absence of a principal market, in the most advantageous market which can be accessed by the Company for the asset or liability

The fair value of an asset or a liability is measured using the assumptions that market participants would use when pricing the asset or liability, assuming that market participants act in their economic best interest. The Company uses valuation techniques that are appropriate in the circumstances and for which sufficient data are available to measure fair value, maximizing the use of relevant observable inputs and minimizing the use of unobservable inputs.

All assets and liabilities for which fair value is measured or disclosed in the standalone financial statements are categorized within the fair value hierarchy, described as follows, based on the lowest level input that is significant to the fair value measurement as a whole:

Level 1 – Quoted prices (unadjusted) in active markets for identical assets or liabilities.

Level 2 – Inputs other than quoted prices included within Level 1 that are observable for the asset or liability, either directly (i.e. as prices) or indirectly (i.e. derived from prices).

Level 3 – Inputs for the assets or liabilities that are not based on observable market data (unobservable inputs).



eMudhra DMCC

Notes forming part of the standalone financial statements

For the purpose of fair value disclosures, the Company has determined classes of assets and liabilities on the basis of the nature, characteristics and risks of the asset or liability and the level of the fair value hierarchy.

19. Impairment of Financial Assets

Financial Assets

The Company recognizes loss allowances using the expected credit loss (ECL) model for the financial assets which are not fair valued through profit or loss. Loss allowance for trade receivables with no significant financing component is measured at an amount equal to lifetime ECL. The amount of expected credit losses (or reversal) that is required to adjust the loss allowance at the reporting date to the amount that is required to be recognized is recognized as an impairment gain or loss in profit or loss.

Non-Financial Assets

Intangible assets and property, plant and equipment

Intangible assets and property, plant and equipment are evaluated for recoverability whenever events or changes in circumstances indicate that their carrying amounts may not be recoverable. For the purpose of impairment testing, the recoverable amount (i.e., the higher of the fair value less cost to sell and the value-in-use) is determined on an individual asset basis.

If such assets are considered to be impaired, the impairment to be recognized in the Statement of Profit and Loss is measured by the amount by which the carrying value of the assets exceeds the estimated recoverable amount of the asset. An impairment loss is reversed in the statement of profit and loss if there has been a change in the estimates used to determine the recoverable amount. The carrying amount of the asset is increased to its revised recoverable amount, provided that this amount does not exceed the carrying amount that would have been determined (net of any accumulated amortization or depreciation) had no impairment loss been recognized for the asset in prior years.

20. Share based payments

Equity-settled share based payments to employees and other providing similar services are measured at the fair value of the equity instruments at the grant date. Equity settled shares are issued by eMudhra Limited ("parent company"). The disclosure requirement in accordance with the Ind AS 102, Share based payment are disclosed by the Parent company in the consolidated financials statements of the group for the year ended 31st March 2024.



3 Property, plant and Equipment

Particulars	Building (leasehold improvements)	Computer & Hardware	Motor vehicles	Furniture & Fixtures	Office Equipments	Amount
Gross carrying amount						
As at March 31, 2022	2,62,029	43,698	-	3,300	3,613	3,12,640
Additions/ adjustments during the year	-	24,034	-	-	1,439	25,473
Disposals/ adjustments during the year	-	-	-	-	-	-
As at March 31, 2023	2,62,029	67,732	-	3,300	5,052	3,38,113
Additions/ adjustments during the year	-	16,610	1,04,830	-	9,450	1,30,890
Disposals/ adjustments during the year	-	-	-	-	-	-
As at March 31, 2024	2,62,029	84,342	1,04,830	3,300	14,502	4,69,003
Accumulated Depreciation						
As at March 31, 2022	2,62,029	34,367	-	3,300	184	2,99,880
Depreciation for the year	-	11,004	-	-	1,062	12,066
Disposal/ adjustments during the year	-	-	-	-	-	-
As at March 31, 2023	2,62,029	45,371	-	3,300	1,246	3,11,946
Depreciation for the year	-	15,469	15,288	-	1,210	31,967
Disposal/ adjustments during the year	-	-	-	-	-	-
As at March 31, 2024	2,62,029	60,840	15,288	3,300	2,456	3,43,913
Net carrying amount						
As at March 31, 2022	-	9,331	-	-	3,429	12,760
As at March 31, 2023	-	22,361	-	-	3,806	26,167
As at March 31, 2024	-	23,502	89,542	-	12,046	1,25,090

(i) Depreciation / Amortisation

Depreciation is calculated on straight line basis over the estimated useful lives of the asset

Leased assets are amortised on a straight line basis over their estimated useful lives or their respective lease term whichever is shorter.

(ii) Method of Accounting Depreciation

Depreciation / Amortisation has been calculated as per the Accounting Policy No 9 of the company and recognised as expense in the Statement of Profit and Loss.

(iii) Estimation of useful life of Assets

The estimated useful lives of various categories of Tangible Assets is as follows:

Asset Class	Years
Buildings	4
Computer and hardware	3
Furniture & Fixtures	10
Motor Vehicles	8
Office equipment	4-5

(iv) Restriction on title: Nil

(v) Contractual commitments

Refer Note 29 for outstanding contractual commitments.

(vi) Impairment of assets - Refer note 28

(vii) Refer note 6 in respect of unadjusted capital advance paid towards Property, Plant and Equipment.

(viii) Amount of depreciation recognised as a part of other asset is Nil.



eMudhra DMCC

Notes forming part of the standalone financial statements

(All amounts are in AED, unless otherwise stated)

4 Other intangible assets

Particulars	Computer Software (Including development costs)
Gross carrying amount	
As at March 31, 2022	
Additions	52,82,445
Disposals	18,27,355
As at March 31, 2023	-
Additions	71,09,800
Disposals	29,81,500
As at March 31, 2024	1,00,91,300
Accumulated Amortisation	
As at March 31, 2022	4,20,106
Amortisation for the year	5,41,557
Disposals	-
As at March 31, 2023	9,61,664
Amortisation for the year	8,82,382
Disposals	-
As at March 31, 2024	18,44,046
Net carrying amount	
As at March 31, 2022	48,62,339
As at March 31, 2023	61,48,136
As at March 31, 2024	82,47,254

(i) Depreciation / Amortisation

Amortisation is calculated on straight line basis over the estimated useful lives of the asset

(ii) Method of Accounting Depreciation/Amortisation

Depreciation / Amortisation has been calculated as per the Accounting Policy No 9 of the company and recognised as expense in the Statement of Profit and Loss.

(iii) Estimation of useful life of Assets

The estimated useful lives of various categories of other intangible Assets is as follows:

Asset Class	Years
Computer Software (Including development costs)	10

(iv) Restriction on title: Nil

(v) Contractual commitments

Refer Note 29 for outstanding contractual commitments.

(vi) Impairment of assets - Refer note 28



eMudhra DMCC

Notes forming part of the standalone financial statements

(All amounts are in AED, unless otherwise stated)

Note No.	Particulars	As at March 31,2024	As at March 31,2023
5	Financial assets		
	Non-current Investment		
	Investment carried at cost:		
	Investment in equity instruments (Unquoted)		
	a) Subsidiaries (at cost)		
	Investment in PT eMudhra Technologies Indonesia [252,500 (2023:252,500) equity shares of USD 1 each]	9,29,060	9,29,060
	Investment in eMudhra Kenya Limited 1,000[(2023: Nil) equity shares of KES 1000 each]	26,261	-
	Total	9,55,321	9,29,060
	i. Particulars		
	(a) Aggregate amount of quoted investments and market value thereof	-	-
	(b) Aggregate amount of unquoted investments	9,55,321	9,29,060
	(c) Aggregate amount of impairment in value of investments	-	-
	(ii) Related party disclosure : For Related party disclosure refer note 35		
	(iii) Refer note 37 for classification of financial instruments		
6	Other non-current assets		
	Capital advances		
	Balance with government authorities	13,50,237	1,04,830
	Other Receivables	-	13,076
	Total	13,50,237	3,760
	Other current assets		
	Unsecured, considered good		
	Advance to suppliers		
	Others		
	Unbilled revenue		
	- Related party		
	- Others	2,93,799	-
	Prepaid Expenses	86,18,922	86,65,095
	Balance with government authorities	1,93,502	77,997
	Total	2,12,580	-
	93,18,803	88,34,046	
7	Trade receivables		
	Unsecured, considered good		
	- Related parties		
	- Others	18,425	-
	Less: Allowance for expected credit loss	1,69,57,704	95,28,181
		(44,558)	-
	1,69,31,572	95,28,181	
	Unsecured, considered doubtful		
	- Related parties		
	- Others		
	Less: Allowance for expected credit loss	44,040	-
		(44,040)	-
	Total	-	-
	1,69,31,571	95,28,181	

(i) Payment terms

a. In majority of contracts, payment is due on delivery of License. However, in some contracts a portion of dues is linked to satisfaction of further performance obligations like completion of installation and commission activity etc.

b. Amount retained by customer in respect of completed performance obligation, due to linking of payment with completion of other performance obligations in the contract, is classified as contract asset. Balance amount receivable is classified as Trade receivable.

(ii) Financial instruments

Refer Note No.37 for classification of financial instruments

(iii) Related party disclosure

For related party disclosure refer Note No. 35

(iv) Refer note 33 for trade receivable ageing schedule



eMudhra DMCC

Notes forming part of the standalone financial statements

(All amounts are in AED, unless otherwise stated)

Note No.	Particulars	As at March 31,2024	As at March 31,2023
8	Cash and cash equivalents		
	Balance with banks:		
	- In current accounts	40,51,067	59,39,937
	Cash on hand	2,282	-
	Total	40,53,350	59,39,937
	(i) Refer note 37 for classification of financial instruments		
	(ii) There are no repatriation restrictions with regard to cash and cash equivalents		
9	Loans		
	Unsecured, considered good		
	Loans to related parties	1,42,93,497	21,72,300
	Others		
	Loans to employees	1,510	-
	Total	1,42,95,007	21,72,300
	(i) Financial instruments		
	Refer Note no. 37 for classification of financial instruments		
	(ii) Impairment of financial assets		
	Provision for impairment has been made in line with accounting policy no.21		
	(iii) Related party disclosure		
	For related party disclosure refer Note No. 35		
	(iv) Loans to related party are interest free and repayable on demand.		
10	Other financial assets		
	Unsecured, considered good		
	Security deposits	68,639	70,426
	Total	68,639	70,426



eMudhra DMCC

Notes forming part of the standalone financial statements

All amounts are in AED, unless otherwise stated)

Note	Particulars	As at	
		March 31, 2024	March 31, 2023
11	Share capital		
	Authorised share capital		
	1,000 (2023: 1,000) Equity shares of AED 1000 each	10,000,000	10,000,000
	Total	10,000,000	10,000,000
	Equity share capital		
	(i) Issued, Subscribed and fully paid up share capital		
	1,000 (2023: 1,000) Equity shares of AED 1000 each	10,000,000	10,000,000

(ii) Reconciliation of the number of share outstanding at the beginning and at the end of the year:

Particulars	As at March 31, 2024		As at March 31, 2023	
	No. of Shares	Amount	No. of Shares	Amount
Share outstanding at the beginning of the year	1,000	10,000,000	1,000	10,000,000
Add: Share issued during the year	-	-	-	-
Less: Shares bought back during the year	-	-	-	-
Share outstanding at the end of the year	1,000	10,000,000	1,000	10,000,000

(iii) Details of shareholders holding more than 5% shares in the Company

Name of the shareholder	As at March 31, 2024		As at March 31, 2023	
	No. of Shares	% Holding	No. of Shares	% Holding
eMudhra (MU) Limited	949	94.9%	949	94.9%
eMudhra Limited	51	5.1%	51	5.1%

(iv) During previous 5 years the company has not bought back its shares

(v) During the previous 5 years the company has not allotted any shares as fully paid up pursuant to contract without payment being received in cash

(vi) During the previous 5 years the company not allotted any shares as fully paid up by way of bonus shares



eMudhra DMCC

Notes forming part of the standalone financial statements

(All amounts are in AED, unless otherwise stated)

Note No.	Particulars	As at March 31,2024	As at March 31,2023
12	Other equity		
	Retained earnings [refer note 12.1 below]		
	Securities premium [refer note 12.2 below]	3,95,64,170	2,09,02,510
	Total other comprehensive income [refer note 12.3 below]	27,00,000	27,00,000
	Share based payment reserve [refer note 12.4 below]	8,619	32,298
	Total	6,83,039	94,634
		4,29,55,828	2,37,29,442
12.1	Retained earnings		
	Balance at the beginning of the year		
	Profit/ (Loss) for the year	2,09,02,510	1,01,69,203
	Balance as at the end of the year	1,86,61,660	1,07,33,307
		3,95,64,170	2,09,02,510
12.2	Securities premium		
	Balance at the beginning of the year		
	Add: Additions during the year	27,00,000	27,00,000
	Balance as at the end of the year	-	-
		27,00,000	27,00,000
12.3	Total comprehensive income for the year		
	Opening Balance		
	Add: Other comprehensive income for the year	32,298	44,518
	Balance as at the end of the year	(23,679)	(12,220)
		8,619	32,298
12.4	Share based payment reserve		
	Balance at the beginning of the year		
	Add: Stock compensation expense during the year	94,634	-
	Add: Stock compensation capitalized during the year	4,37,891	94,634
	Balance as at the end of the year	1,50,514	-
		6,83,039	94,634

Nature and purpose of the reserves

Securities premium

Securities premium is created out of the premium on issue of equity shares.

Other Comprehensive income

Other Comprehensive income are those gains/ losses which are not yet realised and excluded form the statement of profit and loss. It consist of remeasurement of the net defined liability

Share based payment reserve

The reserve related to employee share based payment plans granted by the eMudhra Limited ("parent company") to the employees of the company.



eMudhra DMCC

Notes forming part of the standalone financial statements

(All amounts are in AED, unless otherwise stated)

Note No.	Particulars	As at March 31,2024	As at March 31,2023
13	Borrowings		
	Unsecured		
	Loans from holding company		
	Loans from related party	64,263	-
	Total	<u>32,89,029</u>	<u>39,29,575</u>
		33,53,292	39,29,575
	(i) Financial instruments		
	Refer note 37 for classification of financial instruments		
	(ii) Related party disclosure		
	For related party disclosure refer note 35		
	(iii) The loan from director and other related parties are interest free and are repayable on demand		
14	Provisions		
	Non current		
	Employee benefits		
	Gratuity (refer note 36)		
	Total	<u>2,89,787</u>	<u>2,19,873</u>
		2,89,787	2,19,873
	Current		
	Employee benefits		
	Gratuity (refer note 36)		
	Bonus	1,73,624	93,274
	Total	<u>4,46,902</u>	<u>2,30,000</u>
		6,20,526	3,23,274
15	Other non-current liabilities		
	Contract liability		
	Deferred Revenue		
	Total	<u>24,805</u>	<u>-</u>
		24,805	-
	Other current liabilities		
	Deferred Revenue		
	Total	<u>12,84,218</u>	<u>7,59,190</u>
		12,84,218	7,59,190
16	Trade payables		
	To Related parties		
	To Others	48,42,861	31,25,827
	Total	<u>4,33,477</u>	<u>3,05,604</u>
		52,76,338	34,31,431
	(i) Financial instruments : Refer Note 37 for classification of financial instruments.		
	(ii) Related party disclosure : Refer Note 35 for Related Party Disclosures		
	(iii) Refer note 34 for trade payables ageing schedule		
17	Other financial liabilities		
	Employee benefit payable		
	Total	<u>4,65,765</u>	<u>3,77,134</u>
		4,65,765	3,77,134
	(i) Financial instruments : Refer Note 37 for classification of financial instruments.		
18	Current Tax Liabilities (Net)		
	Provision for tax, net		
	Total	<u>74,713</u>	<u>-</u>
		74,713	-



eMudhra DMCC

Notes forming part of the standalone financial statements

(All amounts are in AED, unless otherwise stated)

Note No.	Particulars	For the year ended March 31, 2024	For the year ended March 31, 2023
19	Revenue from operations		
	Sale of software solutions/services		
	Total	<u>3,41,58,814</u>	<u>2,25,31,862</u>
		3,41,58,814	2,25,31,862
	(i) Disaggregation of revenue		
	Revenue earned by the company is disaggregated by its sources based on its key operating segments as disclosed in note 39		
	(ii) Reconciliation of revenue recognised in Statement of Profit and Loss with contract Price		
	Revenue as per the Statement of Profit and Loss		
	Sale of software solutions/services	3,41,58,814	2,25,31,862
	Sale of accessories	-	-
	Total (a)	<u>3,41,58,814</u>	<u>2,25,31,862</u>
	Add/ (less) adjustment to contract price		
	Foreign Exchange variation claim	-	-
	Price revision	-	-
	Discount and rebate offered	-	-
	Others	-	-
	Total adjustment (b)	<u>-</u>	<u>-</u>
	Contract price (a+b)	<u>3,41,58,814</u>	<u>2,25,31,862</u>

(iii) Satisfaction of performance obligation

- In majority of the contracts performance obligation is satisfied "at a point in time" which is primarily determined on customer obtaining the control of the asset. Revenue from licenses where the customer obtains a "right to use" the license are recognised at the time the license is made available to the customer.
- In Contracts with multiple performance obligations, revenue is recognised using percentage of completion method on satisfaction of each performance obligation.
- Contract with the customer normally do not contain significant financing component and any advance payment received and/or amount retained by customer is with intention of protecting either parties to the contract.
- Variable consideration primarily consists of discounts, rebates, price concessions, incentives and performance bonuses which are reduced from the transaction price, if specified in the contract with customer/ based on customary business practices.
- Warranties provided are mainly in the nature of performance warranty.
- In case of AMC contracts, output method is used to recognise revenue where passage of time is the criteria for satisfaction of performance obligation.
- For revenue recognition in respect of performance obligation satisfied at a "point in time" the following criteria is used for determining whether the customer has obtained "Control on asset"
 - Transfer of significant risk and rewards
 - Customer has legal right/title to the asset
 - The entity has transferred the physical possession of the asset
 - Customer has accepted the asset
 - Entity has the present right to payment for the asset
- Transaction price is typically determined based on contract entered into with customer. Allocation of transaction price in respect to multiple obligation is based on relative standalone selling price.
- The estimated amount of variable consideration is adjusted in the transaction price only to the extent that it is highly probable that a significant reversal in the amount of cumulative revenue recognized will not occur and is reassessed at the end of each reporting period.
- The Company classifies its right to consideration as either trade receivables or Contract asset. The Company's receivables are rights to consideration that are unconditional. Unbilled revenue comprising revenue in excess of billing where the right to consideration is unconditional and is due only after passage of time.
- No non-cash considerations are received/given during the current/previous year.

1. Remaining Performance obligation

The remaining performance obligation disclosure provides the aggregate amount of the transaction price yet to be recognised as at the end of the reporting period and an explanation as to when the Company expects to recognise these amounts in revenue. Applying the practical expedient as given in Ind AS 115, the Company has not disclosed remaining performance obligation related disclosures for contracts where the revenue recognised corresponds directly with the value to the customer of the entity's performance completed to date, typically those contracts where invoicing is on time-and-material and unit of work based contracts. Remaining performance obligation estimates are subject to change and are affected by several factors, including terminations, changes in scope of contracts, periodic revaluations, adjustment for revenue that has not materialised and adjustments for currency fluctuations.



eMudhra DMCC

Notes forming part of the standalone financial statements

(All amounts are in AED, unless otherwise stated)

Note No.	Particulars	For the year ended March 31, 2024	For the year ended March 31, 2023
20	Other income		
	Foreign exchange gain		
	Total	15,070	64,557
		15,070	64,557
21	Operating expenses		
	Commission expenses		
	License fee expenses	82,069	56,491
	Other direct operating expenses	66,16,868	49,27,953
	Postage and courier charges	18,000	13,74,005
	Total	711	3,044
		67,17,648	63,61,493
22	Purchases of stock-in-trade		
	SSL Certificates		
	Total	-	97,613
		-	97,613
23	Employee benefits expense		
	Gratuity (refer note 36)		
	Salaries, allowances and bonus	1,42,474	75,429
	Share based payment	37,55,922	32,82,216
	Employee insurance expenses	4,37,891	94,634
	Staff welfare expenses	1,91,338	1,98,441
	Total	43,479	74,804
		45,71,104	37,25,524
24	Financial costs		
	Interest on loans from related party		
	Total	1,88,704	-
		1,88,704	-
25	Depreciation and amortisation expense		
	Amortisation on other intangible assets		
	Depreciation on plant, property and equipment	8,82,382	5,41,557
	Total	31,967	12,066
		9,14,349	5,53,623
26	Other expenses		
	Business promotion expenses		
	Communication expenses	3,46,292	97,352
	Power and fuel expenses	57,217	24,088
	Fees rates and taxes	2,152	253
	Information technology expenses	4,17,662	2,29,147
	Insurance expenses	74,010	30,624
	Legal and professional expenses	1,890	945
	Membership charges	9,39,525	3,05,967
	Office maintenance expenses	1,050	-
	Printing and Stationery	29,168	39,243
	Short term leases	8,857	1,542
	Repair and maintenance	-	17,500
	- Plant and machinery		
	- Others	1,695	2,527
	Provision for doubtful debts	3,500	2,568
	Bad debts written off	88,598	-
	Travelling and conveyance	2,65,380	-
	Total	8,08,710	3,32,499
		30,45,706	11,24,859



eMudhra DMCC

Notes forming part of the standalone financial statements

(All amounts are in AED, unless otherwise stated)

Note No.	Particulars		For the year ended March 31,2024	For the year ended March 31,2023
27	Earnings per share			
	Basic:			
	Profit after tax	A	1,86,61,660	1,07,33,307
	Weighted average number of shares outstanding	B	1,000	1,000
	Basic EPS	A/B	18,662	10,733
	Diluted			
	Profit after tax	A	1,86,61,660	1,07,33,307
	Weighted average number of shares outstanding	B	1,000	1,000
	Diluted EPS	A/B	18,662	10,733

28 **Impairment of Assets**

Company has analysed indications of impairment of assets of each cash generating units (CGU). On the basis of assessment of internal and external factors, none of the unit has found indications of impairment of its assets

29 **Contractual commitments**

Particulars	As at March 31,2024	As at March 31,2023
a) Estimated amount of contracts remaining to be executed on capital account and not provided as on 31st March (Net of advances)	41,57,961	-
b) Other commitments i.e. non cancellable contractual commitments (i.e. cancellation of which will result in a penalty disproportionate to the benefits involved) as on 31st March	-	-
Total	41,57,961	-

30 **Contingent Liabilities**

Particulars	As at March 31,2024	As at March 31,2023
(a) Claims not acknowledged as debts	-	-
(b) Outstanding letters of credit	-	-
(c) Others	-	-
Total	-	-

31 **Contingent assets**

Particulars	As at March 31,2024	As at March 31,2023
Nil	-	-
Total	-	-

32 **Foreign Exchange Exposure**

Pursuant to the announcement of the ICAI requiring the disclosure of "Foreign Exchange Exposure", the major currency wise exposure has on 31st March 2024 is give below. (Previous year figures are shown in brackets).

Currency	Payable		Receivable	
	Foreign Currency	AED Equivalent	Foreign Currency	AED Equivalent
USD	9,09,105	33,38,385	36,36,238	1,33,52,871
USD	(13,005)	(47,761)	(18,77,461)	(68,94,975)
SAR	28,589	27,993	-	-
SAR	-	-	-	-

Foreign Exchange Exposure towards contingent liability is Nil (2023: Nil)



eMudhra DMCC

Notes forming part of the standalone financial statements

(All amounts are in AED, unless otherwise stated)

33 Trade receivables ageing

Trade receivables ageing as at March 31, 2024

Particulars	Outstanding for following periods from due date of payment					Total
	Less than 6 months	6 months - 1 year	1 - 2 years	2 - 3 years	More than 3 years	
(i) Undisputed Trade receivables – considered good	1,67,52,411	56,082	1,67,637	-	-	1,69,76,130
(ii) Undisputed Trade receivables – credit impaired	-	-	-	-	-	-
(iii) Undisputed Trade Receivables – considered doubtful	-	-	-	39,394	4,645	44,039
(iv) Disputed Trade Receivables considered good	-	-	-	-	-	-
(v) Disputed Trade Receivables considered doubtful	-	-	-	-	-	-
Total	1,67,52,411	56,082	1,67,637	39,394	4,645	1,70,20,169
Less: Allowance for expected credit loss						(44,558)
Total						1,69,75,611

Note: The above amount does not include unbilled revenue of AED 89,12,721 disclosed under note 6

Trade receivables ageing as at March 31, 2023

Particulars	Outstanding for following periods from due date of payment					Total
	Less than 6 months	6 months - 1 year	1 - 2 years	2 - 3 years	More than 3 years	
(i) Undisputed Trade receivables – considered good	94,83,992	-	39,399	4,645	145	95,28,181
(ii) Undisputed Trade receivables – credit impaired	-	-	-	-	-	-
(iii) Undisputed Trade Receivables – considered doubtful	-	-	-	-	-	-
(iv) Disputed Trade Receivables considered good	-	-	-	-	-	-
(v) Disputed Trade Receivables considered doubtful	-	-	-	-	-	-
Total	94,83,992	-	39,399	4,645	145	95,28,181

Note: The above amount does not include unbilled revenue of AED 8,665,095 disclosed under note 6

34 Trade payables Ageing Schedule

Trade payables ageing as at March 31, 2024

Particulars	Outstanding for following periods from due date of payment					Total
	Not due	Less than 1 year	1 - 2 years	2 - 3 years	More than 3 years	
Undisputed dues						
(i) MSME	-	-	-	-	-	-
(ii) Others	17,48,406	35,26,959	973	-	-	52,76,338
Disputed dues						
(i) Disputed dues - MSME	-	-	-	-	-	-
(ii) Disputed - Others	-	-	-	-	-	-
Total	17,48,406	35,26,959	973	-	-	52,76,338

Trade payables ageing as at March 31, 2023

Particulars	Outstanding for following periods from due date of payment					Total
	Not due	Less than 1 year	1 - 2 years	2 - 3 years	More than 3 years	
Undisputed dues						
(i) MSME	-	-	-	-	-	-
(ii) Others	11,99,211	22,32,220	-	-	-	34,31,431
Disputed dues						
(i) Disputed dues - MSME	-	-	-	-	-	-
(ii) Disputed - Others	-	-	-	-	-	-
Total	11,99,211	22,32,220	-	-	-	34,31,431



eMudhra DMCC

Notes forming part of the standalone financial statements

(All amounts are in AED, unless otherwise stated)

35 Disclosure related to subsidiary, associate and group companies

1 Particulars of subsidiary, associate and group companies :

SI No	Name of the company	Relationship
1	eMudhra (MU) Limited	Holding company
2	eMudhra Technologies Limited	Group Company
3	eMudhra consumer Services Limited	Group Company
4	eMudhra INC	Group Company
5	eMudhra PTE Limited	Group Company
6	Taarav PTE Limited	Owned by the group promoters
7	eMudhra Limited	Parent company
8	eMudhra BV	Group Company
9	PT eMudhra Technologies Indonesia	Subsidiary company
10	eMudhra Kenya Limited	Subsidiary company
11	IKON Tech Services LLC	Group Company
12	Smart Craft Private Limited	Owned by the group promoters
13	Cedar Grove Real Estates Private Limited	Owned by the group promoters
14	Bluesky Infotech [Partnership firm]	Owned by the group promoters
15	Lifeuno Ventures Private Limited	Owned by the group promoters

2 Particulars of key managerial person

SI No	Entity Name	Relationship	Name of the key managerial person	
			March 31,2024	March 31,2023
1	eMudhra DMCC			
		Director	Arvind Srinivasan	Arvind Srinivasan
		Director	Prasanna Narasimha (w.e.f 05.02.2024)	NA
		Director	Manoj Kunkalienkar	Manoj Kunkalienkar



35 Related party disclosures

3 Disclosure related to subsidiary, associate and group company transactions

SI No	Nature of transaction	Related party	Nature of relationship	Transactions	
				March 31,2024	March 31,2023
1	Purchase of other intangible assets				
		eMudhra (MU) Limited	Holding company	8,88,766	-
2	Sales of software Licencing fees				
		eMudhra BV	Group Company	44,656	-
		eMudhra INC	Group Company	27,97,356	-
3	Purchase of products/services				
		eMudhra Limited	Parent Company	-	36,697
4	Purchase of software Licencing fees				
		eMudhra consumer Services Limited	Group Company	17,34,510	20,27,870
		eMudhra Limited	Parent Company	43,27,737	11,01,750
		eMudhra Technologies Limited	Group Company	5,54,620	2,44,934
		eMudhra INC	Group Company	-	10,79,715
		eMudhra (MU) Limited	Holding Company	-	4,36,987
5	Borrowings/ (repayment), net				
		eMudhra (MU) Limited	Holding Company	(64,263)	-
		PT eMudhra Technologies Indonesia	Group Company	-	(5,34,325)
		eMudhra INC	Group Company	-	(8,31,560)
		eMudhra BV	Group Company	-	(3,12,022)
		Taarav PTE Limited	Owned by the group promoters	(6,40,546)	39,29,575
6	Loan Provided/ (received) Net				
		eMudhra BV	Group Company	15,73,314	-
		eMudhra (MU) Limited	Holding Company	-	(12,44,427)
		Taarav PTE Limited	Owned by the group promoters	-	(1,10,175)
		eMudhra INC	Group Company	1,02,90,769	21,72,300
		eMudhra Kenya Limited	Subsidiary Company	2,57,114	
7	Investments /(redemption)				
		eMudhra Kenya Limited	Subsidiary Company	26,261	3,69,004
		PT eMudhra Technologies Indonesia	Group Company	-	(58,44,800)
8	Interest on loans from related party				
		Taarav PTE Limited	Owned by the group promoters	1,88,704	-

4 Detailed transactions with key managerial persons

SI No	Nature of transaction	Related party	Nature of relationship	March 31,2024	March 31,2023
1	Borrowing/ (repayment), net				
		V. Srinivasan	Promoter of the group	-	(29,25,000)
2	Salary and allowances paid				
		Arvind Srinivasan	Director	4,68,000	4,45,000
		V. Srinivasan	Promoter of the group	-	2,40,000
		Kaushik Srinivasan*	Promoter of the group	4,08,000	60,000
		Prasanna Narasimha	Director	71,685	-

* Resigned from eMudhra Limited("Parent company) with effect from January 31,2023 and thereafter joined the eMudhra DMCC, Dubai, with the same designation with effect from February 01,2023.



eMudhra DMCC

Notes forming part of the standalone financial statements

(All amounts are in AED, unless otherwise stated)

35 Related party disclosures

5 Disclosure related to subsidiary, associate, group company and KMP balances

SI No	Nature of transaction	Related party	Nature of relationship	Balances	
				March 31,2024	March 31,2023
1	Trade Payable				
		eMudhra consumer Services Limited	Group Company	13,25,536	15,47,848
		eMudhra Inc	Group Company	-	10,79,685
		eMudhra Limited	Parent Company	29,25,481	36,724
		eMudhra (MU) Limited	Holding Company	37,224	4,36,987
		eMudhra Technologies Limited	Group Company	5,54,620	24,583
2	Borrowings				
		Taarav PTE Limited	Owned by the group promoters	32,89,029	39,29,575
		eMudhra (MU) Limited	Holding Company	64,263	-
3	Trade Receivable				
		eMudhra Limited	Parent Company	18,425	-
4	Loans				
		eMudhra Inc	Group Company	1,24,63,069	21,72,300
		eMudhra BV	Group Company	15,73,314	-
		eMudhra Kenya	Subsidiary Company	2,57,114	-
5	Unbilled Revenue				
		eMudhra BV	Group Company	44,656	-
		eMudhra Inc	Group Company	2,49,142	-

Note: The Company's related Party transactions during the year ended March 31, 2024 and March 31, 2023 and the outstanding balances as at March 31, 2024 and March 31, 2023 are within its parent company and group companies with whom the Company generally enters its transactions which are at arms length and in the ordinary course of business.



36 Disclosures on employee benefits

a) Post Retirement Benefit- Defined Benefit Plan

eMudhra DMCC provides gratuity (End of service benefit) to its employees, based on actuarial valuation done on projected unit credit method at each balance sheet date. As per the scheme, the end of service benefit is payable to an employee on the cessation of his employment after he has rendered continuous service for not less than one year. eMudhra DMCC shall pay gratuity to an employee at the rate of twenty four days salary based on the last drawn basic & dearness allowance.

The following table summarises the components of net benefit expense recognised in the Statement of Profit & Loss and amounts recognised in the Balance Sheet and the movement in the net defined benefit obligation over the years as per Actuarial valuation are as follows :

Particulars	2023-24	2022-23
(i) Present Value of Defined Benefit Obligation		
Balance at the beginning of the year		
Current service cost	3,13,147	2,44,672
Interest cost	1,31,600	69,531
Actuarial (gain)/loss	10,874	5,898
Benefits paid	23,679	12,220
Balance at the end of the year	4,63,411	3,13,147
(ii) Assets and liabilities recognised in the balance sheet		
Present value of defined benefit obligation	4,63,411	3,13,147
Amount recognised as assets/(liability)	(4,63,411)	(3,13,147)
Recognised under:		
Non current Provision (Refer note 14)	2,89,787	2,19,873
Current provision (Refer note 14)	1,73,624	93,274
Total	4,63,411	3,13,147
(iii) Expenses recognised in the Statement of Profit and Loss		
Current service cost	1,31,600	69,531
Interest cost	10,874	5,898
Total expenses	1,42,474	75,429
(iv) Expenses recognised in the other comprehensive income		
Actuarial (gain)/loss	23,679	12,220
Return on Plan Assets	-	-
	23,679	12,220



eMudhra DMCC

Notes forming part of the standalone financial statements

(All amounts are in AED, unless otherwise stated)

36 Disclosures on employee benefits

Particulars	March 31, 2024	March 31, 2023
(v) Major Category of Plan Assets as % of total Plan Assets		
Insurer managed funds	0%	0%
(vi) Actuarial assumptions		
Discount rate	4.96%	4.08%
Salary growth	5.00%	5.00%
Attrition rate	18.00%	10.00%
vii) Sensitivity Analysis		
Defined benefit obligation		
Discount Rate		
a. Discount rate - 100 basis points	4,79,204	3,32,555
a. Discount rate - 100 basis points impact (%)	3.41%	6.20%
b. Discount rate + 100 basis points	4,48,898	2,96,035
b. Discount rate + 100 basis points impact (%)	-3.13%	-5.46%
Salary increase rate		
a. Rate - 100 basis points	4,48,750	2,96,023
a. Rate - 100 basis points impact (%)	-3.16%	-5.47%
b. Rate + 100 basis points	4,83,385	3,32,193
b. Rate + 100 basis points impact (%)	4.31%	6.08%

Notes:

- 1) The discount rate is based on the prevailing market yields of dubai UAE government securities as at the balance sheet date for the estimated term of the obligation.
- 2) The salary escalation rate is the estimate of future salary increase considered taking into account the inflation, seniority, promotion and other relevant factors.
- 3) Sensitivity analysis involves changing one key actuarial assumption at a time keeping the other assumptions constant. Sensitivity analysis has been carried out using the Direct Method by re-running the entire valuation model for the changed assumptions by using magnitude of variation of plus or minus 100 basis points.
- 4) No change in the method and assumptions used for preparing sensitivity analysis as compared to previous year
- 5) Maturity profile of the gratuity defined benefit obligation is given below

Expected Future Cashflows

Particulars	March 31, 2024	March 31, 2023
Year 1	1,73,264	93,274
Year 2	1,29,004	32,539
Year 3	66,893	43,183
Year 4	67,795	45,276
Year 5	68,153	50,968
Year 6-10	3,15,142	3,68,754
Above 10 years	3,34,682	10,57,944



eMudhra DMCC

Notes forming part of the standalone financial statements

(All amounts are in AED, unless otherwise stated)

37 Financial Instruments

The carrying value and fair value of financial instruments by categories were as follows:

Particulars	Fair value hierarchy	As at March 31, 2024		As at March 31, 2023	
		FVTPL	Amortised cost	FVTPL	Amortised cost
Assets:					
Non Current					
(i) Investments	3	-	9,55,321	-	9,29,060
Current					
(i) Trade receivables	3	-	1,69,31,571	-	95,28,181
(ii) Cash & cash equivalents	3	-	40,53,350	-	59,39,937
(iii) Loans	3	-	1,42,95,007	-	21,72,300
(iv) Other financial assets	3	-	68,639	-	70,426
Total		-	3,63,03,888	-	1,86,39,904
Liabilities:					
Current					
(i) Borrowings	3	-	33,53,292	-	39,29,575
(ii) Trade Payables	3	-	52,76,338	-	34,31,431
(iii) Other financial liabilities	3	-	4,65,765	-	3,77,134
Total		-	90,95,395	-	77,38,140

Fair value hierarchy

Level 1 - Level 1 hierarchy includes financial instruments measured using Quoted prices (unadjusted) in active markets for identical assets or liabilities

Level 2 - Inputs other than quoted prices included within Level 1 that are observable for the asset or liability, either directly (i.e. as prices) or indirectly (i.e. derived from prices).

Level 3 - Inputs for the assets or liabilities that are not based on observable market data (unobservable inputs).



38 Financial risk management**(i) Risk management framework**

The Company's financial risk management is an integral part of how to plan and execute its business strategies. The Company's risk management policy is set by the Board. The Company's activities expose it to a variety of financial risks: credit risk, liquidity risk and market risk relating to foreign currency exchange rate. The Company's primary focus is to foresee the unpredictability of financial markets and seek to minimize potential adverse effects on its financial performance. A summary of the risks have been given below.

(ii) Credit risk

Credit risk is the risk of financial loss to the Company if a customer or counterparty to a financial instrument fails to meet its contractual obligations, and arises principally from the Company's receivables from customers and other financial assets carried at amortised cost. Credit risk arises from cash held with banks and financial institutions, as well as credit exposure to clients, including outstanding accounts receivables and Security deposits. The exposure is limited to its carrying value.

(a) Trade and other receivables

The credit exposure of trade receivables is primarily on account of receivable from customers. The Company has a process in place to monitor outstanding receivables on a monthly basis.

The Company's exposure to credit risk for trade and other receivables by category is as follows:

Particulars	Carrying amount	
	As at March 31, 2024	As at March 31, 2023
Trade receivables (Gross)	1,69,76,129	95,28,181
Unbilled revenue	89,12,721	86,65,095
	2,58,88,850	1,81,93,276

Following are the financial assets carried at amortised cost at the reporting date.

Particulars	As at	As at
	March 31, 2024	March 31, 2023
Investments		
Trade receivables	9,55,321	9,29,060
Cash and cash equivalents	1,69,31,571	95,28,181
Loans	40,53,350	59,39,937
Other financial assets	1,42,95,007	21,72,300
	68,639	70,426
	3,63,03,888	1,86,39,904

(iii) Liquidity risk

Liquidity risk is the risk that the Company will not be able to meet its financial obligations as they become due. The Company manages its liquidity risk by ensuring, that it will always have sufficient liquidity to meet its liabilities when due. The Company's Management is responsible for liquidity and fund. The Company aims to maintain the level of its cash and cash equivalents at an amount in excess of expected cash outflows on financial liabilities over the next six months. The Company also monitors the level of expected cash inflows on trade receivables together with expected cash outflows on trade payables and other financial liabilities.

Following are the remaining contractual maturities of financial liabilities at the reporting date. The amounts are gross and undiscounted.

As at March 31, 2024

Particulars	As at March 31, 2024		
	within 12 months	1-5 Years	Total carrying amount
Borrowings			
Trade payables	33,53,292	-	33,53,292
Other financial liabilities (excluding trade payables)	52,76,338	-	52,76,338
	4,65,765	-	4,65,765
Total	90,95,395	-	90,95,395

As at March 31, 2023

Particulars	As at March 31, 2023		
	within 12 months	1-5 Years	Total carrying amount
Borrowings			
Trade payables	39,29,575	-	39,29,575
Other financial liabilities (excluding trade payables)	34,31,431	-	34,31,431
	3,77,134	-	3,77,134
Total	77,38,140	-	77,38,140

(iv) Market risk

Market risk is the risk that changes in market prices such as foreign exchange rates will affect the Company's income or the value of its holdings of financial instruments. The objective of market risk management is to manage and control market risk exposures within acceptable parameters, while optimising the return.



eMudhra DMCC

Notes forming part of the standalone financial statements

(All amounts are in AED, unless otherwise stated)

(v) Foreign currency risk

Foreign currency risk is the risk that the fair value or future cash flows of a financial instrument will fluctuate because of changes in foreign exchange rate. The majority of the Company's assets are located in India and Indian rupee being the functional currency of the Company. The Company's exposure to the risk of changes in foreign exchange rates relates primarily to operating activities.

The Company's foreign currency payables and receivables are as follows:

Exposure to currency risk

The summary quantitative data about the Company's gross exposure to currency risk is as follows:

Particulars	As at	As at	As at	As at
	March 31, 2024	March 31, 2023	March 31, 2024	March 31, 2023
	USD	USD	SAR	SAR
Payables	9,09,105	13,005	28,589	-
Receivables	36,36,238	18,77,461	-	-
Net Exposure	(27,27,133)	(18,64,456)	28,589	-

Sensitivity analysis:

A reasonably possible strengthening (weakening) of the AED, against USD would have affected the measurement of financial instruments denominated in foreign currency and affected equity and profit or loss by the amounts shown below. This analysis assumes that all other variables, in particular interest rates, remain constant and ignores any impact of forecasts sales and purchases.

Particulars	Impact on Profit	
	As at	As at
	March 31, 2024	March 31, 2023
USD – Increase by 5%	5,00,724	(3,42,361)
USD – Decrease by 5%	(5,00,724)	3,42,361
SAR – Increase by 5%	(1,400)	-
SAR – Decrease by 5%	1,400	-

(v) Capital Management

The Company's objectives when managing capital are to

- Safeguard their ability to continue as a going concern, so that they can continue to provide returns for shareholders and benefits for other stakeholders and
- Maintain an optimal capital structure to reduce the cost of capital.

The capital structure of the company is based on management's judgement of the appropriate balance of key elements in order to meet its strategic and day-to-day needs. We consider the amount of capital in proportion to risk and manage the capital structure in light of changes in economic conditions and the risk characteristics of the underlying assets. In order to maintain or adjust the capital structure, the company may adjust the amount of dividends paid to shareholders, return capital to shareholders or issue new shares.

The company's policy is to maintain a stable and strong capital structure with a focus on total equity so as to maintain investor, creditors and market confidence and to sustain future development and growth of its business. The company will take appropriate steps in order to maintain, or if necessary adjust, its capital structure.

The management monitors the return on capital as well as the level of dividends to shareholders. The company's goal is to continue to be able to provide return to shareholders.

Particulars	As at	As at
	March 31, 2024	March 31, 2023
Net debt	33,53,292	39,29,575
Total equity	4,39,55,828	2,47,29,442
Net debt to equity ratio	0.08	0.16



eMudhra DMCC

Notes forming part of the standalone financial statements

(All amounts are in AED, unless otherwise stated)

39 Segment Information

The parent company discloses the segment information in the consolidated financial statements of the group and accordingly the same is not disclosed.

40 The disclosure requirement in accordance with the Ind AS 102, Share based payment are disclosed by the Parent company in the consolidated financial statements of the group for the year ended 31st March 2024.

41 Details of crypto currency or virtual currency

The Company has not traded or invested in crypto currency or virtual currency during the current or previous year.


42 Valuation of Property, Plant and Equipment

The Company has not revalued its property, plant and equipment during the current or previous year.

See accompanying notes to the financial statements

As per our report of even date attached

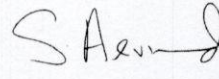
For Suri & Co.,
Chartered Accountants
Firm Registration Number: 004283S


Natarajan V
Partner
Membership No. 223118



Place: Bengaluru
Date : April 29, 2024

For and on behalf of the Board of Directors
of eMudhra DMCC


Arvind Srinivasan
Director



Place: Dubai
Date : April 29, 2024