

INDEPENDENT AUDITOR'S REPORT

TO THE MEMBERS OF eMUDHRA LIMITED

Report on the Audit of the Standalone Financial Statements

Opinion

We have audited the accompanying standalone financial statements of **eMudhra Limited** ("the company"), which comprise the Balance Sheet as at 31st March 2026, the Statement of Profit and Loss (including Other Comprehensive Income), the Statement of Changes in Equity and the Statement of Cash Flows for the year ended on that date, and a summary of material accounting policies and other explanatory information (herein referred to as "the standalone financial statements").

In our opinion and to the best of our information and according to the explanations given to us, the aforesaid standalone financial statements give the information required by the Companies Act, 2013 ("the Act") in the manner so required and give a true and fair view in conformity with the Indian Accounting Standards prescribed under Section 133 of the Act read with the Companies (Indian Accounting Standards) Rules, 2023, as amended, ("Ind AS") and other accounting principles generally accepted in India, of the state of affairs of the company as at 31st March 2026, its profit, total comprehensive income, changes in equity and its cash flows for the year ended on that date.

Basis for Opinion

We conducted our audit of the standalone financial statements in accordance with the Standards on Auditing (SAs) specified under section 143(10) of the Act. Our responsibilities under those Standards are further described in the *Auditor's Responsibilities for the Audit of the standalone Financial Statements* section of our report. We are independent of the Company in accordance with the Code of Ethics issued by the Institute of Chartered Accountants of India (ICAI) together with the ethical requirements that are relevant to our audit of the standalone financial statements under the provisions of the Act and the Rules thereunder, and we have fulfilled our other ethical responsibilities in accordance with these requirements and the ICAI's Code of Ethics. We believe that the audit evidence we have obtained is sufficient and appropriate to provide a basis for our opinion on the standalone financial statements.



suriandco.com



blr@suriandco.com



+91 - 080 - 41240545
+91 - 080 - 41270545



K M K Towers, 2nd Floor,
No. 142, K H Road (Double Road)
Bengaluru - 560 027.

GSTIN - 29AABFS5023Q1ZR

Key Audit Matters

Key audit matters are those matters that, in our professional judgment, were of most significance in our audit of the standalone financial statements of the current period. These matters were addressed in the context of our audit of the standalone financial statements as a whole, and in forming our opinion thereon, and we do not provide a separate opinion on these matters. We have determined the matters described below to be the key audit matters to be communicated in our report.

Key Audit Matters	Auditor's Response
<p>Revenue recognition</p> <p>Accuracy of recognition, measurement, presentation and disclosure of revenue and related balances towards Ind AS 115- Revenue from contracts with customers.</p> <p>The application of this standard involves the assessment towards identification of performance obligation, determination of transaction price for each of the identified performance obligations, the judgements used in determining the satisfaction of those performance obligations over time or at a point in time.</p> <p>The company revenue from contracts mainly includes sales of software licenses, digital certificates and sales of related accessories/products for those software licenses.</p>	<p>Our audit procedure involves the identification of internal controls and their operating effectiveness towards application of this standard. We have also carried out substantive testing of the transactions.</p> <ul style="list-style-type: none">a) We have assessed the appropriateness of the revenue recognition policies by comparing with the applicable Indian Accounting Standards.b) Selected the samples of continuing contracts as well as new contracts and identified the performance obligations and compared the same with the performance obligation identified by the company.c) Verified the basis of allocation of transaction price to the identified performance obligation if not specifically mentioned in the contract.d) Identified the basis to be considered to determine the satisfaction of performance obligation and compared the same with the judgements used by the company in determining the satisfaction of performance obligation over the time or at a point in time.e) Verified the appropriate evidence considered for determining the satisfaction of performance obligation towards transfer of promised goods or services.



Key Audit Matters	Auditor's Response
	<p>f) Verified the judgements used by the company in determining the stages of completion of the contracts where the satisfaction of entire performance obligation is partially completed.</p> <p>g) Verified the process towards identification of contracts where the right to consideration is unconditional and is due only after passage of time.</p>

Information Other than the Financial Statements and Auditor's Report Thereon

The Company's Board of Directors is responsible for the preparation of the other information. The other information comprises the information included in the Management Discussion and Analysis, Board's Report including Annexures to Board's Report, Corporate Governance and Shareholder's Information, but does not include the consolidated financial statements, standalone financial statements and our auditor's report thereon.

Our opinion on the standalone financial statements does not cover the other information and we do not express any form of assurance conclusion thereon.

In connection with our audit of the standalone financial statements, our responsibility is to read the other information and, in doing so, consider whether the other information is materially inconsistent with the standalone financial statements, or our knowledge obtained during the course of our audit or otherwise appears to be materially misstated.

If, based on the work we have performed, we conclude that there is a material misstatement of this other information, we are required to report that fact. We have nothing to report in this regard.

Responsibilities of Management and Board of Directors for the Standalone Financial Statements

The Company's Board of Directors is responsible for the matters stated in section 134(5) of the Act with respect to the preparation of these standalone financial statements that give a true and fair view of the financial position, financial performance, total comprehensive income, changes in equity and the cash flows of the company in accordance with Indian Accounting Standards and other accounting principles generally accepted in India. This responsibility also includes maintenance of adequate accounting records in accordance with the provisions of the Act for safeguarding the assets of the Company and for preventing and detecting frauds and other irregularities; selection and application of appropriate accounting policies; making



judgments and estimates that are reasonable and prudent; and design, implementation and maintenance of adequate internal financial controls, that were operating effectively for ensuring the accuracy and completeness of the accounting records, relevant to the preparation and presentation of the Standalone financial statements that give a true and fair view and are free from material misstatement, whether due to fraud or error.

In preparing the standalone financial statements, management and the Board of Directors is responsible for assessing the Company's ability to continue as a going concern, disclosing, as applicable, matters related to going concern and using the going concern basis of accounting unless management either intends to liquidate the Company or to cease operations, or has no realistic alternative but to do so.

The Board of Directors are also responsible for overseeing the Company's financial reporting process.

Auditor's Responsibility for the Audit of the Standalone Financial Statements

Our objectives are to obtain reasonable assurance about whether the standalone financial statements as a whole are free from material misstatement, whether due to fraud or error, and to issue an auditor's report that includes our opinion. Reasonable assurance is a high level of assurance but is not a guarantee that an audit conducted in accordance with SAs will always detect a material misstatement when it exists. Misstatements can arise from fraud or error and are considered material if, individually or in the aggregate, they could reasonably be expected to influence the economic decisions of users taken on the basis of these standalone financial statements.

As part of an audit in accordance with SAs, we exercise professional judgment and maintain professional skepticism throughout the audit. We also:

- Identify and assess the risks of material misstatement of the standalone financial statements, whether due to fraud or error, design and perform audit procedures responsive to those risks, and obtain audit evidence that is sufficient and appropriate to provide a basis for our opinion. The risk of not detecting a material misstatement resulting from fraud is higher than for one resulting from error, as fraud may involve collusion, forgery, intentional omissions, misrepresentations, or the override of internal control.
- Obtain an understanding of internal financial controls relevant to the audit in order to design audit procedures that are appropriate in the circumstances. Under section 143(3)(i) of the Act, we are also responsible for expressing our opinion on whether the Company has adequate internal financial controls system in place with reference to standalone financial statements and the operating effectiveness of such controls.



- Evaluate the appropriateness of accounting policies used and the reasonableness of accounting estimates and related disclosures made by the management.
- Conclude on the appropriateness of management's use of the going concern basis of accounting and, based on the audit evidence obtained, whether a material uncertainty exists related to events or conditions that may cast significant doubt on the Company's ability to continue as a going concern. If we conclude that a material uncertainty exists, we are required to draw attention in our auditor's report to the related disclosures in the standalone financial statements or, if such disclosures are inadequate, to modify our opinion. Our conclusions are based on the audit evidence obtained up to the date of our auditor's report. However, future events or conditions may cause the Company to cease to continue as a going concern.
- Evaluate the overall presentation, structure, and content of the standalone financial statements, including the disclosures, and whether the standalone financial statements represent the underlying transactions and events in a manner that achieves fair presentation.

Materiality is the magnitude of misstatements in the standalone financial statements that, individually or in aggregate, makes it probable that the economic decisions of a reasonably knowledgeable user of the standalone financial statements may be influenced. We consider quantitative materiality and qualitative factors in (i) planning the scope of our audit work and in evaluating the results of our work; and (ii) to evaluate the effect of any identified misstatements in the standalone financial statements.

We communicate with those charged with governance regarding, among other matters, the planned scope and timing of the audit and significant audit findings, including any significant deficiencies in internal control that we identify during our audit.

We also provide those charged with governance with a statement that we have complied with relevant ethical requirements regarding independence, and to communicate with them all relationships and other matters that may reasonably be thought to bear on our independence, and where applicable, related safeguards.

From the matters communicated with those charged with governance, we determine those matters that were of most significance in the audit of the Standalone Financial Statements of the current period and are therefore the key audit matters. We describe these matters in our auditor's report unless law or regulation precludes public disclosure about the matter or when, in extremely rare circumstances, we determine that a matter should not be communicated in our report because the adverse consequences of doing so would reasonably be expected to outweigh the public interest benefits of such communication.



Report on Other Legal and Regulatory Requirements

1. As required by the Companies (Auditor's Report) Order, 2020 ("the Order"), issued by the Central Government of India in terms of section 143(11) of the Act, we give in the "Annexure B", a statement on the matters specified in paragraphs 3 and 4 of the Order.
2. As required by Section 143(3) of the Act, based on our audit we report that:
 - a) We have sought and obtained all the information and explanations which to the best of our knowledge and belief were necessary for the purposes of our audit.
 - b) In our opinion, proper books of account as required by law have been kept by the company so far as it appears from our examination of those books.
 - c) The Balance Sheet, the Statement of Profit and Loss including the Other Comprehensive Income, Statement of Changes in Equity and the Statement of Cash Flows dealt with by this Report are in agreement with the relevant books of accounts.
 - d) In our opinion, the aforesaid standalone financial statements comply with the Ind AS specified under Section 133 of the Act, read with Rule 7 of the Companies (Accounts) Rules, 2014.
 - e) On the basis of written representations received from the directors as on 31st March 2026 taken on record by the Board of Directors, none of the directors is disqualified as on 31st March 2026 from being appointed as a director in terms of Section 164(2) of the Act.
 - f) With respect to the adequacy of the internal financial controls with reference to standalone financial statements of the Company and the operating effectiveness of such controls, refer to our separate Report in "Annexure A". Our report expresses an unmodified opinion on the adequacy and operating effectiveness of the company's internal financial controls with reference to standalone financial statements.
 - g) With respect to the other matters to be included in the Auditor's Report in accordance with the requirement of Section 197(16) of the Act, as amended:

In our opinion and to the best of our information and according to the explanations given to us, the remuneration paid by the company to its directors during the year is in accordance with the provisions of Section 197 of the Companies Act, 2013.



h) With respect to the other matters to be included in the Auditor's Report in accordance with Rule 11 of the Companies (Audit and Auditors) Rules, 2014, as amended, in our opinion and to the best of our information and according to the explanations given to us:

- i. The Company has disclosed the impact of pending litigations on its financial position in its standalone financial statements as at 31st March 2026 - Refer Note 38 of the standalone financial statements.
- ii. The Company has made provision, as required under the applicable law or accounting standards, for material foreseeable losses, if any, on long term contracts to the standalone financial statements. The Company do not have any derivative contracts.
- iii. There were no amounts required to be transferred to the Investor Education and Protection Fund by the Company.
- iv. (a) The management has represented that, to the best of its knowledge and belief, no funds (which are material either individually or in aggregate) have been advanced or loaned or invested (either from borrowed funds or share premium or any other sources or kind of funds) by the Company to or in any other person or entity, including foreign entities ("Intermediaries"), with the understanding, whether recorded in writing or otherwise, that the Intermediary shall, whether, directly or indirectly lend or invest in other persons or entities identified in any manner whatsoever by or on behalf of the company ("Ultimate Beneficiaries") or provide any guarantee, security or the like on behalf of the Ultimate Beneficiaries;
(b) The management has represented, that, to the best of its knowledge and belief, no funds (which are material either individually or in the aggregate) have been received by the Company from any person or entity, including foreign entities ("Funding Parties"), with the understanding, whether recorded in writing or otherwise, that the Company shall, whether, directly or indirectly, lend or invest in other persons or entities identified in any manner whatsoever by or on behalf of the Funding Party ("Ultimate Beneficiaries") or provide any guarantee, security or the like on behalf of the Ultimate Beneficiaries;
(c) Based on the audit procedures that have been considered reasonable and appropriate in the circumstances, nothing has come to our notice that has caused us to believe that the representations under sub-clause (i) and (ii) of Rule 11(e), as provided under (a) and (b) above, contain any material misstatement.



- v. As stated in the standalone financial statements;
- a) The final dividend proposed in the previous year, declared and paid by the Company during the current financial year is in accordance with Section 123 of the Act, as applicable.
 - b) The company has not declared and paid interim dividend during the year.
 - c) The Board of Directors of the Company have proposed final dividend for the year which is subject to approval of the members at the ensuing Annual General Meeting. The amount of dividend proposed is in accordance with Section 123 of the Act, as applicable.
- vi. Based on our examination which included test checks, the company has used an accounting software for maintaining its books of account which has a feature of recording audit trail (edit log) facility and the same has operated throughout the year for all relevant transactions recorded in the software. Further, during the course of our audit we did not come across any instance of the audit trail feature being tampered with and the audit trail has been preserved by the Company as per the statutory requirements for record retention.

Place: Bengaluru
Date: 6th May, 2026



For Suri & Co.,
Chartered Accountants
Firm Registration No. 004283S
V. Natarajan
Natarajan V
Partner
Membership No. 223118
UDIN: 26223118FTUBHY6287

Annexure A to the Independent Auditors' report

(Referred to in paragraph 2(f) under 'Report on Other Legal and Regulatory Requirements' section of our report to the Members of eMudhra Limited of even date)

Report on the Internal Financial Controls with reference to standalone financial statements under Clause (i) of sub-section 3 of Section 143 of the Companies Act, 2013 ("the Act")

We have audited the internal financial controls with reference to standalone financial statements of **eMudhra Limited** ("the Company") as of 31st March 2026 in conjunction with our audit of the standalone financial statements of the Company for the year ended on that date.

Management's Responsibility for Internal Financial Controls

The Company's management is responsible for establishing and maintaining internal financial controls based on the internal control with reference to standalone financial statements criteria established by the Company considering the essential components of internal controls stated in Guidance Note on Audit of Internal Financial Controls Over Financial Reporting issued by Institute of Chartered Accountants of India (ICAI). These responsibilities include the design, implementation and maintenance of adequate internal financial controls with reference to standalone financial statements that were operating effectively for ensuring the orderly and efficient conduct of its business, including adherence to company's policies, the safeguarding of its assets, the prevention and detection of frauds and errors, the accuracy and completeness of the accounting records, and the timely preparation of reliable financial information, as required under the Companies Act, 2013.

Auditors' Responsibility

Our responsibility is to express an opinion on the Company's internal financial controls with reference to standalone financial statements based on our audit. We conducted our audit in accordance with the Guidance Note on Audit of Internal Financial Controls Over Financial Reporting (the "Guidance Note") and the Standards on Auditing, issued by the Institute of Chartered Accountants of India and prescribed under section 143(10) of the Companies Act, 2013, to the extent applicable to an audit of internal financial controls with reference to standalone financial statements. Those Standards and the Guidance Note require that we comply with ethical requirements and plan and perform the audit to obtain reasonable assurance about whether adequate internal financial controls with reference to standalone financial statements were established and maintained and if such controls operated effectively in all material respects.



Our audit involves performing procedures to obtain audit evidence about the adequacy of the internal financial controls system with reference to standalone financial statements and their operating effectiveness. Our audit of internal financial controls with reference to standalone financial statements included obtaining an understanding of internal financial controls with reference to standalone financial statements, assessing the risk that a material weakness exists, and testing and evaluating the design and operating effectiveness of internal control based on the assessed risk. The procedures selected depend on the auditor's judgement, including the assessment of the risks of material misstatement of the standalone financial statements, whether due to fraud or error.

We believe that the audit evidence we have obtained is sufficient and appropriate to provide a basis for our audit opinion on the Company's internal financial controls systems with reference to standalone financial statements.

Meaning of Internal Financial Controls with Reference to Standalone Financial Statements

A company's internal financial control with reference to standalone financial statements is a process designed to provide reasonable assurance regarding the reliability of financial reporting and the preparation of Ind AS standalone financial statements for external purposes in accordance with generally accepted accounting principles. A company's internal financial control with reference to standalone financial statements includes those policies and procedures that:

- (1) Pertain to the maintenance of records that, in reasonable detail, accurately and fairly reflect the transactions and dispositions of the assets of the company.
- (2) Provide reasonable assurance that transactions are recorded as necessary to permit preparation of standalone financial statements in accordance with generally accepted accounting principles, and that receipts and expenditures of the company are being made only in accordance with authorizations of management and directors of the company; and
- (3) Provide reasonable assurance regarding prevention or timely detection of unauthorized acquisition, use, or disposition of the company's assets that could have a material effect on the standalone financial statements.

Inherent Limitations of Internal Financial Controls with Reference to Standalone Financial Statements

Because of the inherent limitations of internal financial controls with reference to standalone financial statements, including the possibility of collusion or improper management override of controls, material misstatements due to error or fraud may occur and not be detected. Also, projections of any evaluation of the internal financial controls with reference to standalone financial statements to future periods are subject to the risk that the internal financial control with reference to standalone financial statements may become inadequate because of changes in conditions, or that the degree of compliance with the policies or procedures may deteriorate.



Opinion

In our opinion, to the best of our information and according to the explanations given to us, the Company has, in all material respects, an adequate internal financial controls system with reference to standalone financial statements and such internal financial controls were operating effectively as at 31st March 2026, based on the internal financial control with reference to standalone financial statements criteria established by the Company considering the essential components of internal control stated in the Guidance Note on Audit of Internal Financial Controls Over Financial Reporting issued by the Institute of Chartered Accountants of India.



Place: Bengaluru
Date: 6th May, 2026

For Suri & Co.,
Chartered Accountants
Firm Registration No. 004283S

V. Natarajan
Natarajan V

Partner
Membership No. 223118
UDIN: 26223118FTUBHY6287

Annexure B to the Independent Auditor's Report

(Referred to in paragraph 1 under 'Report on Other Legal and Regulatory Requirements' section of our audit report to the Members of eMudhra Limited of even date)

To the best of our information and according to the explanations provided to us by the Company and the books of account and records examined by us in the normal course of audit, we state that:

- i. In respect of the Company's Property, Plant and Equipment, and Intangible Assets:
 - a) (A) The Company has maintained proper records showing full particulars, including quantitative details and situation of Property, Plant and Equipment.
(B) The Company has maintained proper records showing full particulars of intangible assets.
 - b) The Company has a program of physical verification to cover all the items of Property, Plant and Equipment which, in our opinion, is reasonable having regard to the size of the Company and the nature of its assets and business. Pursuant to the programme, the physical verification of property, plant and equipment were physically verified by the management during the year. According to the information and explanations given to us, no material discrepancies were noticed on such verification.
 - c) According to the information and explanations given to us, the records examined by us based on the examination of the deeds provided us, we report that the title deeds, comprising all the immovable properties of land and buildings are in the name of the Company as at Balance sheet date. Refer Note 3a(v) of the standalone financial statements.
 - d) The Company has not revalued any of its Property, Plant and Equipment or intangible assets during the year.
 - e) According to the information and explanation given to us, no proceedings have been initiated during the year or are pending against the Company as at 31st March 2026 for holding any Benami property under the Benami Transactions (Prohibition) Act, 1988 (as amended in 2016) and rules made thereunder.
- ii. (a) The company has carried out physical verification of inventory during the year, in our opinion, the frequency of verification, coverage, and procedure of such verification by the management is appropriate. No discrepancies of 10% or more in the aggregate were noticed on such physical verification of inventories.
(b) The company has not been sanctioned any working capital limits in excess of five crore rupees, in aggregate, at any point of time during the year, from the banks or financial institutions on the basis of security of current assets and hence reporting under Clause 3(ii)(b) of the Order is not applicable.



- iii. According to the information and explanation given to us, during the year, the investment made is not prejudicial to the Company's interest and the Company has not provided any guarantee or security, or granted any loans or advances in the nature of loans, secured or unsecured, to Companies, firms, Limited Liability Partnerships, or any other parties and hence reporting under Clause 3(iii) of the Order is not applicable to the Company.
- iv. According to the information and explanation given to us and on the basis of our examination of records of the Company, in respect of investments made, in our opinion the provisions of Sections 185 and 186 of the Companies Act, 2013 have been complied with. During the year, there are no loans, guarantee and security given by the Company and hence reporting under Clause 3(iv) of the Order is not applicable.
- v. The Company has not accepted any deposit or amounts which are deemed to be deposits. Hence, reporting under clause 3(v) of the Order is not applicable.
- vi. The maintenance of cost records has not been specified by the Central Government under section 148(1) of the Companies Act, 2013 for the business activities carried out by the Company. Hence, reporting under clause 3(vi) of the order is not applicable to the Company.
- vii. In respect of statutory dues:
- a) In our opinion, the Company has generally been regular in depositing undisputed statutory dues including Provident Fund, Employees' State Insurance, Income Tax, Goods and Services Tax, Duty of Customs, Cess and other statutory dues applicable to it with the appropriate authorities. There were no undisputed amounts payable in respect of Provident Fund, Employees' State Insurance, Income Tax, Goods and Services Tax, Customs Duty, Cess and other statutory dues in arrears as at 31st March 2026 for a period of more than six months from the date they became payable, except the following;

Name of the Statute	Nature of the Dues	Amount (Rs. In Million)	Period to which the amount relates	Due Date	Date of Payment
Employee's Provident Funds and Miscellaneous Provisions Act, 1952	Provident Fund	0.02	April 2025 to August 2025	15 th of the subsequent month	Not paid
Employee's Provident Funds and Miscellaneous	Provident Fund	0.09	FY 2024-2025	15 th of the subsequent month	Not paid



Name of the Statute	Nature of the Dues	Amount (Rs. In Million)	Period to which the amount relates	Due Date	Date of Payment
Provisions Act, 1952					
Employee's Provident Funds and Miscellaneous Provisions Act, 1952	Provident Fund	0.05	FY 2023-2024	15 th of the subsequent month	Not paid
Employee's Provident Funds and Miscellaneous Provisions Act, 1952	Provident Fund	0.05	FY 2022-2023	15 th of the subsequent month	Not paid

- b) According to the information and explanations given and records provided to us, there are no statutory dues referred to in sub-clause (a) have not been deposited on account of any dispute as at 31st March 2026 other than those given below:

Name of the Statute	Nature of dues	Period to which the amount relates	Amount (In Million)	Forum where dispute is pending
Income Tax Act, 1961	Expenditure of capital nature and income on transfer of investments	Assessment Year 2012-13	32.29	The Deputy Commissioner of Income Tax, Bengaluru. The company has filed writ petition against the above demand with Hon'ble High Court of Karnataka

- viii. According to the information and explanation given and records provided to us, there were no transactions relating to previously unrecorded income that have been surrendered or disclosed as income during the year in the tax assessments under the Income Tax Act, 1961.



- ix. In our opinion and according to the information and explanations given to us and on the basis of our examination of the records of the Company, the Company did not have any outstanding loans or other borrowings to financial institutions, banks, government and dues to debenture holders. Hence reporting under Clause 3(ix) of the Order is not applicable.
- x. (a) The Company has not raised moneys by way of Initial Public Offer or Further Public Offer (including debt instruments) during the year and hence reporting under clause 3(x)(a) of the order is not applicable.
- (b) During the year, company has not made any preferential allotment or private placement of shares or convertible debentures (fully or partly or optionally) and hence reporting under clause 3(x)(b) of the order is not applicable.
- xi. (a) In our opinion and according to the information and explanations given to us, no fraud by the Company and no fraud on the Company has been noticed or reported during the year.
- (b) No report under sub-section (12) of Section 143 of the Companies Act, 2013 has been filed in Form ADT-4 as prescribed under Rule 13 of Companies (Audit and Auditors) Rules, 2014 with the Central Government, during the year and up to the date of this report.
- (c) As represented to us by the management, there are no whistle blower complaints received by the Company during the year and up to the date of this report.
- xii. The Company is not a Nidhi Company. Hence reporting under clause 3(xii) of the Order is not applicable to the Company.
- xiii. In our opinion, the Company is in compliance with Section 177 and 188 of Companies Act, 2013, for all transactions with the related parties and the details of related party transactions have been disclosed in the standalone financial statements as required by the applicable accounting standards.
- xiv. (a) In our opinion, the Company has an adequate internal audit system commensurate with the size and nature of its business.
- (b) We have considered, the internal audit reports for the year under audit, issued to the Company during the year and till date, in determining the nature, timing and extent of our audit procedures.
- xv. In our opinion the Company has not entered into any non-cash transactions with its Directors or persons connected with its directors. Hence, provisions of Section 192 of the Companies Act, 2013 are not applicable to the Company.



- xvi. (a) In our opinion, the Company is not required to be registered under Section 45-IA of the Reserve Bank of India Act, 1934. Hence, reporting under clause 3(xvi)(a), (b) and (c) of the Order is not applicable.
- (b) In our opinion, there is no core investment company within the Group (as defined in the Core Investment Companies (Reserve Bank) Directions, 2016) and accordingly reporting under clause 3(xvi)(d) of the Order is not applicable.
- xvii. The Company has not incurred cash losses during the financial year and in the immediately preceding financial year.
- xviii. There has been no resignation of the statutory auditors of the Company during the year.
- xix. On the basis of the financial ratios, ageing and expected dates of realisation of financial assets and payment of financial liabilities, other information accompanying the standalone financial statements and our knowledge of the Board of Directors and Management plans and based on our examination of the evidence supporting the assumptions, nothing has come to our attention, which causes us to believe that any material uncertainty exists as on the date of the audit report indicating that Company is not capable of meeting its liabilities existing at the date of balance sheet as and when they fall due within a period of one year from the balance sheet date.
- We, however, state that this is not an assurance as to the future viability of the Company. We further state that our reporting is based on the facts up to the date of the audit report and we neither give any guarantee nor any assurance that all liabilities falling due within a period of one year from the balance sheet date, will get discharged by the Company as and when they fall due.



- xx. (a) There are no unspent amounts towards Corporate Social Responsibility ("CSR"). Accordingly, reporting under clause 3(xx)(a) of the Order is not applicable for the year.
- (b) In our opinion and according to the information and explanations given to us, there is no unspent amount falling under section 135(5) of the Companies Act, 2013 pursuant to any ongoing project. Accordingly, reporting under clause 3(xx)(b) of the Order is not applicable for the year.



Place: Bengaluru
Date: 6th May, 2026

For Suri & Co.,
Chartered Accountants
Firm Registration No. 004283S

V. Natarajan

V Natarajan

Partner

Membership No. 223118

UDIN: 26223118FTUBHY6287

Standalone Balance sheet as at 31st March 2026

(All amounts are in INR million, unless otherwise stated)

Particulars	Note No.	As at March 31,2026	As at March 31,2025
ASSETS			
Non-current assets			
(a) Property, plant and equipment	3a	1,080.31	1,142.15
(b) Right-of-use assets	4	-	-
(c) Capital work-in-progress	3b	1.38	-
(d) Other intangible assets	5a	742.46	753.64
(e) Intangible assets under development	5b	100.88	2.43
(f) Financial assets			
(i) Investments	6	2,612.37	2,056.26
(ii) Other financial assets	7	173.03	16.43
(g) Other non-current assets	8	26.09	21.01
Total Non-current assets		4,736.52	3,991.92
Current assets			
(a) Inventories	9	21.80	13.99
(b) Financial assets			
(i) Investments	6	442.30	795.03
(ii) Trade receivables	10	621.89	522.43
(iii) Cash and cash equivalents	11	203.47	200.24
(iv) Bank balances other than (iii) above	12	64.70	56.56
(v) Loans	13	0.36	0.35
(vi) Other financial assets	7	13.38	10.43
(c) Current tax assets (Net)	23	46.78	44.58
(d) Other current assets	8	536.00	349.35
Total current assets		1,950.68	1,992.96
Total Assets		6,687.20	5,984.88
EQUITY AND LIABILITIES			
Equity			
(a) Equity share capital	14	414.06	414.06
(b) Other equity	15	5,377.52	5,038.64
Total equity		5,791.58	5,452.70
Liabilities			
Non-current liabilities			
(a) Financial liabilities			
(i) Borrowings	16	-	-
(iia) Lease liabilities	17	-	-
(b) Provisions	18	38.39	26.51
(c) Deferred tax liabilities (Net)	19	153.73	108.47
(d) Other non-current liabilities	20	31.59	28.07
Total Non-current liabilities		223.71	163.05
Current liabilities			
(a) Financial liabilities			
(i) Borrowings	16	-	-
(iia) Lease Liabilities	17	-	-
(ii) Trade payables:	21		
a. Total outstanding dues of micro enterprises and small enterprises and		68.06	28.79
b. Total outstanding dues of creditors other than micro and small enterprises		383.08	153.15
(iii) Other financial liabilities	22	92.35	74.10
(b) Other current liabilities	20	79.74	76.66
(c) Provisions	18	48.68	36.43
Total current liabilities		671.91	369.13
Total liabilities		895.62	532.18
Total Equity and Liabilities		6,687.20	5,984.88
Corporate information and material accounting policies	1 & 2		

See accompanying notes to the financial statements
As per our report of even date attached

For Suri & Co.,
Chartered Accountants
Firm Registration Number: 0042835

Natarajan V
Partner

Membership No: 223118



For and on behalf of the Board of Directors
of eMudhra Limited

V Srinivasan
Executive Chairman and
Director

DIN: 00640646

Ritesh Raj Pariyan
Chief Financial Officer

Venu Madhava
Whole time Director

DIN:06748204

Johnson Xavier
Company Secretary and
Compliance officer
Membership No. A28304



Standalone statement of profit and loss for the period ended 31st March 2026

(All amounts are in INR million, unless otherwise stated)

Particulars	Note No.	For the year ended March 31,2026	For the year ended March 31,2025
Income			
I Revenue from operations	24	2,686.67	2,029.60
II Other income	25	81.90	91.45
III Total Income (I+II)		2,768.57	2,121.05
IV Expenses			
Operating expenses	26	771.41	492.66
Purchase of stock-in -trade	27	457.85	305.07
Changes in inventories of stock in trade	28	(7.80)	15.37
Employee benefits expense	29	595.60	578.38
Finance costs	30	15.69	0.27
Depreciation and amortisation expenses	31	159.46	152.35
Other expenses	32	341.50	306.50
Total expenses (IV)		2,333.71	1,850.60
V Profit before exceptional items and tax (III-IV)		434.86	270.45
VI Exceptional items		-	-
VII Profit before tax (V-VI)		434.86	270.45
VIII Tax expense			
Current tax		65.68	35.72
Deferred tax		45.26	48.08
Total tax expenses		110.94	83.80
IX Profit/(Loss) for the year (VII-VIII)		323.92	186.65
X Other comprehensive income			
Items that will not be reclassified to profit and loss:			
Remeasurement (loss)/gain on defined benefit plan		2.94	(4.94)
Income tax relating to items that will not be reclassified to profit and loss		(0.74)	1.24
Other comprehensive income/(loss) for the year (net of tax)		2.20	(3.70)
XI Total comprehensive income for the year (IX+X)		326.12	182.95
(comprising profit and other comprehensive income for the year)			
XII Earnings per share (Nominal value of share INR 5/- each)	33		
Basic		3.91	2.25
Diluted		3.91	2.25
Corporate information and material accounting policies	1 & 2		

See accompanying notes to the financial statements
As per our report of even date attached

For Suri & Co.,
Chartered Accountants
Firm Registration Number: 004283S

Y. Natarajan
Natarajan V
Partner

Membership No: 223118



For and on behalf of the Board of Directors
of eMudhra Limited

V. Srinivasan
V Srinivasan
Executive Chairman and
Director
DIN: 00640646

Venu Madhava
Venu Madhava
Whole time Director
DIN:06748204

Ritesh Raj Pariyani
Ritesh Raj Pariyani
Chief Financial Officer

Johnson Xavier
Johnson Xavier
Company Secretary and
Compliance officer
Membership No. A28304

Place: Bengaluru
Date: May 06, 2026



eMudhra Limited

CIN:L72900KA2008PLC060368

Standalone Cash flow statement for the year ended 31st March 2026

(All amounts are in INR million, unless otherwise stated)

Particulars	For the year ended March 31,2026	For the year ended March 31,2025
A. Cash flow from Operating activities:		
Profit before tax	434.86	270.45
Adjustments for:		
Depreciation and amortisation expense	159.46	152.35
Interest income from bank deposits and others	(7.93)	(34.46)
Interest on lease liabilities	-	0.07
Provision for expected credit loss/doubtful debts	18.91	8.97
Interest income on security deposit	(0.10)	-
Unrealised gain on assets measured at fairvalue through profit/loss	(17.80)	(18.75)
Employee stock compensation	30.70	38.98
Realised gain on assets measured at fairvalue through profit/loss	(22.11)	(17.52)
Sundry creditors written back	(17.56)	(5.45)
Impairment of assets	-	2.20
(Profit)/loss on sale of property, plant and equipment	0.72	0.12
Interest dues to micro and small enterprises	4.18	-
Gain on lease termination	-	(0.08)
Operating profit before working capital changes	583.33	396.88
Working capital adjustments:		
Decrease/(Increase) in other non-current and current financial assets	(192.30)	60.14
Decrease/(Increase) in inventories	(7.80)	15.36
Decrease/(Increase) in trade receivable	(118.37)	(64.57)
Decrease/(Increase) in loans	(0.01)	2.90
Increase/(Decrease) in non-current and current other financial liabilities	14.04	1.27
Increase/(Decrease) in non-current and current provision	25.36	(2.58)
Increase/(Decrease) in non-current and current liabilities	6.60	31.06
Increase/(Decrease) in trade payables	286.74	(0.35)
Cash generated from operations	597.60	440.11
Income taxes paid (net)	(66.90)	(60.42)
Net Cash flow from / (used in) operating activities (A)	530.70	379.69
B. Cash flow from Investing activities:		
Purchase of property, plant and equipment and Intangible assets	(177.20)	(266.30)
Sale proceeds from property, plant and equipment	0.19	0.42
Investment in subsidiaries	(480.49)	(851.45)
Investments in mutual funds	(534.97)	(1,860.89)
Redemption of mutual funds	927.60	1,142.34
Interest received	5.65	51.74
Increase / (Decrease) from term deposits & other bank balances	(164.76)	144.93
Net cash from / (used in) investing activities (B)	(423.98)	(1,639.21)



eMudhra Limited

CIN:L72900KA2008PLC060368

Standalone Cash flow statement for the year ended 31st March 2026

(All amounts are in INR million, unless otherwise stated)

Particulars	For the year ended March 31,2026	For the year ended March 31,2025
C. Cash flow from Financing activities:		
Payment of lease liabilities	-	(1.62)
Payment of equity dividend	(103.49)	(103.46)
Interest paid on lease liabilities	-	(0.07)
Net cash from / (used in) financing activities (C)	(103.49)	(105.15)
Net increase/ (decrease) in cash and cash equivalents (D=A+B+C)	3.23	(1,364.67)
Cash and cash equivalents at the beginning of the year (E)	200.24	1,564.91
Cash and cash equivalents at the end of the year (D+E)	203.47	200.24

Non-cash changes recognised in respect of liabilities on account of financing activities is Nil (Nil).

Components of cash and cash equivalents as at end of the year

Balance with banks:

- Current account	202.92	200.05
- in deposit accounts	-	-
- in cash on hand	0.55	0.19
Total cash and cash equivalents as per Balance Sheet	203.47	200.24
Cash and cash equivalents as per Statement of Cash Flow	203.47	200.24

See accompanying notes to the financial statements
As per our report of even date attached

For Suri & Co.,
Chartered Accountants
Firm Registration Number: 004283S

Y. Natarajan
Natarajan V
Partner



Membership No: 223118

For and on behalf of the Board of Directors
of eMudhra Limited

V. Srinivasan

V Srinivasan
Executive Chairman and
Director
DIN: 00640646

Venu Madhava

Venu Madhava
Whole time Director
DIN:06748204

Ritesh Raj Pariyani

Ritesh Raj Pariyani
Chief Financial Officer

Johnson Xavier

Johnson Xavier
Company Secretary and
Compliance officer
Membership No. A28304

Place: Bengaluru
Date: May 06, 2026



eMudhra Limited

CIN:L72900KA2008PLC060368

Statement of Changes in equity of the standalone financial statements

(All amounts are in INR million, unless otherwise stated)


A. Equity share capital

Particulars	Note No.	Amount
Balance as at 1st April 2024		414.06
Changes due to prior period errors		-
Restated balance as at 1st April 2024		414.06
Changes in equity share capital during the year	14	-
- Issue of shares		-
- Buyback of shares		-
Balance as at 31st March 2025		414.06

Particulars	Note No.	Amount
Balance as at 1st April 2025		414.06
Changes due to prior period errors		-
Restated balance as at 1st April 2025		414.06
Changes in equity share capital during the year	14	-
- Issue of shares		-
- Buyback of shares		-
Balance as at 31st March 2026		414.06

B. Other Equity

Particulars	Note No.	Attributable to the equity holders of the company					Total Other Equity
		Capital Redemption Reserve	Retained Earnings	Securities Premium	Share based payment reserve	Remeasurement of defined benefit plans through Other Comprehensive Income	
Balance as at 1st April 2024		250.00	777.92	3,787.02	58.61	2.89	4,876.44
Change in accounting policy or prior period errors		-	-	-	-	-	-
Restated balance as at 1st April 2024		250.00	777.92	3,787.02	58.61	2.89	4,876.44
Add: Transactions during the year	15	-	186.65	-	-	-	186.65
Profit/(loss) for the year		-	-	-	-	(3.70)	(3.70)
Remeasurement of the net defined benefit plan		-	-	30.52	(30.52)	-	-
Transferred on account of exercise of stock options		-	-	-	82.76	-	82.76
Employee stock compensation expense		-	0.41	-	(0.41)	-	-
Transferred to general reserve for the options vested and lapsed		-	(103.51)	-	-	-	-
Transaction with Owners in their capacity as owner		250.00	861.47	3,817.54	110.44	(0.81)	5,038.64
Dividends		-	-	-	-	-	-
Balance as at 31st March 2025		250.00	861.47	3,817.54	110.44	(0.81)	5,038.64



Statement of Changes in equity of the standalone financial statements

(All amounts are in INR million, unless otherwise stated)

Particulars	Note No.	Attributable to the equity holders of the company					Total Other Equity
		Capital Redemption Reserve	Retained Earnings	Securities Premium	Share based payment reserve	Remeasurement of defined benefit plans through Other Comprehensive Income	
Balance as at 1st April 2025		250.00	861.47	3,817.54	110.44	(0.81)	5,038.64
Change in accounting policy or prior period errors		-	-	-	-	-	-
Restated balance as at 1st April 2025		250.00	861.47	3,817.54	110.44	(0.81)	5,038.64
Add: Transactions during the year	15						
Profit/(loss) for the year		-	323.92	-	-	-	323.92
Remeasurement of the net defined benefit plan		-	-	-	-	2.20	2.20
Transferred on account of exercise of stock options		-	-	57.29	(57.29)	-	-
Employee stock compensation expense		-	-	-	116.27	-	116.27
Transferred to general reserve for the options vested and lapsed		-	0.16	-	(0.16)	-	-
Transaction with Owners in their capacity as owner							
Dividends		-	(103.51)	-	-	-	(103.51)
Balance as at 31st March 2026		250.00	1,082.04	3,874.83	169.26	1.39	5,377.52

See accompanying notes to the financial statements

As per our report of even date attached

For Suri & Co.,

Chartered Accountants

Firm Registration Number: 004283S



V. Natarajan
Natarajan V
Partner

Membership No: 223118

For and on behalf of the Board of Directors
of eMudhra Limited


V. Srinivasan

V Srinivasan


Executive Chairman and Director

DIN: 00640646

Venu Madhava

Whole time Director

DIN: 06748204



Ritesh Raj Pariyani

Ritesh Raj Pariyani

Chief Financial Officer



Johnson Xavier

Johnson Xavier

Company Secretary and Compliance officer

Membership No. A28304



Place: Bengaluru

Date: May 06, 2026

eMudhra Limited

CIN:L72900KA2008PLC060368

Notes forming part of the standalone financial statements

Note 1 Company Information

eMudhra Limited (“the company” or eMudhra) provides various solutions and services like digital signatures, authentication solutions, paperless office solutions and other solutions around PKI technology. eMudhra stands for enabling a digital future with a foundation built on digital identity and trust.

eMudhra is a licensed certifying authority under the Information Technology Act,2000, founded in 2008 from the seed of digital signatures. eMudhra has since grown to establish strong roots in solutions providing security to enterprises and end consumer for online transactions. eMudhra strives to stay relevant in the PKI and online security space by optimizing a market-based approach to drive solutions that address our customers’ financial and statutory needs. eMudhra’s products include digital signature certificates, authentication solutions, paperless office solutions, Certifying Authority solutions, solutions for securing data at rest and data in transit, solutions for Internet of Things (IoT), etc.

The Company is a public company domiciled in India and is incorporated under the provisions of the Companies Act Applicable in India. The company shares are listed on two recognised stock exchange i.e., on National Stock Exchange and Bombay Stock Exchange. The registered office and principal place of business of the Company is located at Plot No 12-P1-A & 12-P1-B, Hi-Tech Defence and Aerospace Park (IT sector), Jala Hobli, BK Palya, Bangalore – 562149.

The standalone financial statements are approved for issue by the Company’s Board of Directors on 06th May 2026.

Note 2 Material Accounting Policies

1. Basis of Preparation

The standalone financial statements are prepared and presented in accordance with Generally Accepted Accounting Principles in India (GAAP) comprises the mandatory Indian Accounting Standards (Ind AS) [as notified under section 133 of the Companies Act, 2013 read with Rule 3 of the Companies (Indian Accounting Standards) Rules, 2023], as amended from time to time, to the extent applicable, the provisions of the Companies Act, 2013 and these have been consistently applied.

The Standalone financial statements up to and for the year ended March 31, 2021 were prepared in accordance with the Companies (Accounting Standards) Rules, 2006, notified under Section 133 of the Act and other relevant provisions of the Act.

2. Use of Estimates and judgement

The preparation of the standalone financial statements in conformity with generally accepted accounting principles in India that requires that the company’s management to make judgements, estimates and assumptions that affect the application of accounting policies and reported amounts of assets and liabilities, disclosure of contingent liability and contingent assets as at the date of standalone financial statements and the reported amounts of revenue and expenses during the reporting period. Estimates and underlying assumptions are reviewed on an ongoing basis. Although such estimates are made on a reasonable and prudent basis taking into account of all available information, actual results could differ from these estimates and such differences are recognised in the period in which the results are ascertained and in any future periods affected.

Management also uses judgement in deciding whether individual item or group of items are material in the standalone financial statements. Materiality is judged by reference to the size and nature of the item. The deciding factor is whether omission, misstatement or obscuring the information could individually or collectively influence the economic decision that users make on the basis of the standalone financial statements.



eMudhra Limited

CIN:L72900KA2008PLC060368

Notes forming part of the standalone financial statements

Critical estimates and Judgements:

The areas involving critical estimates or judgements are:

- Note 3a - Depreciation rates of Property Plant and equipment
- Note 4 - Determination of lease term
- Note 19 - Recognition of deferred tax asset
- Note 18 - Gratuity and Compensated absences
- Note 48 - Share based payments

3. Basis of Measurement

The standalone financial statements have been prepared on a historical cost basis except for the following assets and liabilities which have been measured at fair value:

- Derivative financial instruments, if any
- Financial assets and liabilities that are qualified to be measured at fair value
- The defined benefit asset / liability is recognised as the present value of defined benefit obligation less fair value of plan assets.
- Employee share-based payments

4. Functional and Presentation Currency

The standalone financial statements are presented in Indian Rupee (INR) which is the functional and the presentation currency of the Company.

5. Current/ non-current classification

All assets and liabilities are classified into current and non-current as per the Company's normal operating cycle and other criteria set out in the Schedule III to the Companies Act, 2013.

Assets

An asset is classified as current when it satisfies any of the following criteria:

- i) it is expected to be realised in the Company's normal operating cycle;
- ii) it is held primarily for the purpose of being traded;
- iii) it is expected to be realised within 12 months after the reporting date; or
- iv) it is cash or cash equivalent unless it is restricted from being exchanged or used to settle a liability for at least 12 months after the reporting date.

Current assets include the current portion of non-current financial assets. All other assets are classified as non-current.

Liabilities

A liability is classified as current when it satisfies any of the following criteria:

- i) it is expected to be settled in the Company's normal operating cycle;
- ii) it is held primarily for the purpose of being traded;
- iii) it is due to be settled within 12 months after the reporting date; or
- iv) The Company does not have an unconditional right to defer settlement of the liability for at least 12 months after the reporting date.

Current liabilities include current portion of non-current financial liabilities. All other liabilities are classified as non-current.

Operating cycle is the time between the acquisition of assets for processing and their realisation in cash or cash equivalents.



6. Revenue Recognition

The Company's contracts/sales orders with customers include promises to transfer multiple products/services ("performance obligations") to a customer. Revenues from customer contracts/sales orders are considered for recognition and measurement when the contracts/sales orders have been accepted, expressed /implied, by the parties to the contract, the parties to contract/sales order are committed to perform their respective obligations under the contract/sales order, and the contract/sales order is legally enforceable.

Revenue from fixed-price maintenance contracts is recognized by estimating the proportionate completion method when the pattern of benefits from the services rendered to the customer and the Company's costs to fulfil the contract is not even through the period of the contract because the services are generally discrete in nature and not repetitive. Revenues in excess of billing are classified as unbilled revenue in our standalone financial statements. Unbilled revenue is recognised based on the satisfaction of performance obligations which is measured based on the satisfaction of the internal milestones by the company using the input method (i.e., resources consumed, costs incurred).

Provisions for estimated losses, if any, on uncompleted contracts are recorded in the period in which such losses become probable based on the estimated efforts or costs to complete the contract.

For software development and related services, the performance obligations are satisfied as and when the services are rendered since the customer generally obtains control of the work as it progresses. Revenue from licenses where the customer obtains a "right to use" the licenses is recognized at the time the license is made available to the customer.

Arrangements to deliver software products generally have three elements viz. license fee, implementation/integration fee and Annual maintenance contracts ("AMC"). Where the license is required to be substantially customized as part of the implementation service the entire arrangement fee for license and implementation is considered to be a single performance obligation and the revenue is recognized using the percentage-of-completion method as the implementation is performed. Revenue from client training, support and other services arising due to the sale of software products is recognized as the performance obligations are satisfied.

In case of AMC and license subscription model, revenue is recognized on a straight-line basis over the period in which the services are rendered except in those cases where contract/sales order value is less than INR 1 million.

In case of trust services and software reseller model, the revenue is recognised as and when the performance obligations are transferred for negotiated price (transaction price), and it is highly probable that the company will be able to collect the transaction price due under the contract/sales orders or otherwise.

Variable consideration primarily consists of discounts, rebates, price concessions, incentives and performance bonuses which are reduced from the transaction price, if specified in the contract with customer/based on customary business practices.

Other Income:

- i) Interest income is recognised using the effective interest rate method.
- ii) Dividend income is recognised when the right to receive is established.
- iii) Rental income arising from operating leases is recognised on a straight-line basis over the lease term unless increase in rentals are in line with the expected inflation or otherwise justified.
- iv) Other income not specifically stated above is recognised on accrual basis.



eMudhra Limited

CIN:L72900KA2008PLC060368

Notes forming part of the standalone financial statements

7. Property, Plant and Equipment and Capital Work in-Progress

Property, plant and equipment's (PPE) are stated at cost less accumulated depreciation and impairment losses, if any. Cost of acquisition includes directly attributable costs for bringing the assets to its present location and use.

The cost of an item of PPE comprises its purchase price net of any trade discounts and rebates, any import duties and other taxes (other than those subsequently recoverable from the tax authorities), any directly attributable expenditure on making the asset ready for its intended use, other incidental expenses and interest on borrowings attributable to acquisition of qualifying assets up to the date the asset is ready for its intended use.

The present value of the expected cost for the decommissioning of an asset after its use is included in the cost of the respective asset if the recognition criteria for a provision are met. The cost of property, plant and equipment not ready for their intended use as at each reporting date is disclosed as capital work-in-progress.

Capital work-in-progress comprises supply-cum erection contracts; the value of capital supplies received at site and accepted, capital goods in transit and under inspection. An item of property, plant and equipment and any significant part initially recognised is derecognised upon disposal or when no future economic benefits are expected from its use or disposal. Any gain or loss arising on derecognition of the asset (calculated as the difference between the net disposal proceeds and the carrying amount of the asset) is included in the statement of profit and loss when the asset is derecognised.

8. Intangible Assets and Intangible Asset under Development

The cost of software (which is not an integral part of the related hardware) acquired for internal use and Direct expenditure incurred for development of intangible assets resulting in significant future economic benefits, is recognised as an Intangible Asset in the books of accounts when the same is ready for use.

Intangible Assets that are not yet ready for their intended use as at the reporting date are classified as "Intangible Assets under Development". Research costs are expensed as incurred. Cost of Developmental work which is completed, wherever eligible, is recognised as an Intangible Asset.

Gains or losses arising from derecognition of an intangible asset are measured as the difference between the net disposal proceeds and the carrying amount of the asset and are recognised in the statement of profit or loss when the asset is derecognised.

9. Depreciation / Amortisation

Depreciation is calculated on a straight-line basis over the estimated useful lives of the assets. The Depreciation is provided as per the useful life prescribed in Schedule II of Companies Act, 2013.

Leasehold improvements are depreciated over the period of lease.

Where cost of a part of the asset is significant to total cost of the asset and estimated useful life of that part is different from the estimated useful life of the remaining asset, estimated useful life of that significant part is determined separately and the significant part is depreciated on straight-line basis over its estimated useful life.

The Company identifies and determines cost of each component/ part of the asset separately, if the component/ part has a cost which is significant to the total cost of the asset and has useful life that is materially different from that of the remaining asset.

The residual values, useful lives and methods of depreciation / amortisation of property, plant and equipment are reviewed at each financial year end and adjusted prospectively, if appropriate.



eMudhra Limited

CIN:L72900KA2008PLC060368

Notes forming part of the standalone financial statements

Depreciation/amortisation on Property, plant & equipment added/disposed off during the year is provided on pro-rata basis with respect to date of acquisition/disposal.

Intangible assets are amortised over the estimated useful lives of 10 years on a straight-line basis, from the date that they are available for use. The residual values, useful lives and amortisation methods, are reviewed at each financial year end and adjusted prospectively, if appropriate.

10. Impairment of Non-Financial Assets

The Company assesses at each reporting date, whether there is an indication that an asset may be impaired. If any indication exists, or when annual impairment testing for an asset is required, the Company estimates the asset's recoverable amount.

An asset's recoverable amount is the higher of an assets or Cash Generating Unit's (CGU) fair value less costs of disposal and its value in use. Recoverable amount is determined for an individual asset, unless the asset does not generate cash inflows that are largely independent of those from other assets or groups of assets. When the carrying amount of an asset or CGU exceeds its recoverable amount, the asset is considered impaired and is written down to its recoverable amount.

In assessing value in use, the estimated future cash flows are discounted to their present value using a pre-tax discount rate that reflects current market assessments of the time value of money and the risks specific to the asset in determining fair value less costs of disposal.

Reversal of impairment provision is made when there is an increase in the estimated service potential of an asset or Cash Generating Unit (CGU), either from use or sale, on reassessment after the date when impairment loss for that asset was last recognised.

11. Leases

Company as a Lessee: -

Contracts with third party, which gives the company the right to use of an asset, is accounted in line with the provisions of "Ind AS 116 – Leases" if the recognition criteria as specified in the accounting standard are met.

Lease payments associated with short terms leases and leases in respect of low value assets are charged off as expenses on straight line basis over lease term or other systematic basis, as applicable.

At commencement date, the value of "right of use" is capitalised at the present value of outstanding lease payments plus any initial direct cost and estimated cost, if any, of dismantling and removing the underlying asset and presented as part of Plant, property and equipment. Liability for lease is created for an amount equivalent to the present value of outstanding lease payments and presented as Borrowings. Subsequent measurement of right of use assets is made using Cost model.

Each lease payment is allocated between the liability created and finance cost. The finance cost is charged to the Statement of Profit and loss over the lease period so as to produce a constant periodic rate of interest on the remaining balance of the liability for each period. The right-of-use asset is depreciated over the shorter of the asset's useful life and the lease term on a straight-line basis.

The lease payments are discounted using the interest rate implicit in the lease, if that rate can be determined, or the company's incremental borrowing rate. Lease modifications, if any are accounted as a separate lease if the recognition criteria specified in the standard are met.



eMudhra Limited

CIN:L72900KA2008PLC060368

Notes forming part of the standalone financial statements

Company as a lessor: -

Leases are classified as operating lease, or a finance lease based on the recognition criteria specified in Ind AS 116.

a) Finance lease:

At commencement date, amount equivalent to the “net investment in the lease” is presented as a Receivable.

The implicit interest rate is used to measure the value of the “net investment in Lease”. Each lease payment is allocated between the Receivable created and finance income. The finance income is recognised in the Statement of Profit and loss over the lease period so as to reflect a constant periodic rate of return on the net investment in Lease.

The asset is tested for de-recognition and impairment requirements as per Ind AS 109 – Financial Instruments.

Lease modifications, if any are accounted as a separate lease if the recognition criteria specified in the standard are met.

b) Operating lease:

The company recognises lease payments from operating leases as income on either a straight-line basis or another systematic basis, if required.

Lease modifications, if any are accounted as a separate lease if the recognition criteria specified in the standard are met.

12. Inventories

The inventories of the company are valued at lower of cost and net realisable value.

The cost of bought out materials is ascertained by using the weighted average cost formula. The cost comprises the purchase cost of the item and cost of bringing such item into factory.

Net realizable value is the estimated selling price in the ordinary course of business, less estimated costs of completion and estimated costs necessary to make the sale.

13. Income Taxes

Income tax expense comprises current tax expense and the net change in the deferred tax asset or liability during the year. Current and deferred tax are recognized in the statement of profit and loss, except when they relate to items that are recognized in other comprehensive income or directly in equity, in which case, the current and deferred tax are also recognized in other comprehensive income or directly in equity, respectively.

Current income tax

Current income tax for the current and prior periods are measured at the amount expected to be recovered from or paid to the taxation authorities based on the taxable income for that period. The tax rates and tax laws used to compute the amount are those that are enacted or substantively enacted by the balance sheet date.

Current tax assets and liabilities are offset only if, the Company:

- as a legally enforceable right to set off the recognized amounts; and
- Intends either to settle on a net basis, or to realize the asset and settle the liability simultaneously.



eMudhra Limited

CIN:L72900KA2008PLC060368

Notes forming part of the standalone financial statements

Deferred Tax

Deferred tax is provided on temporary differences between the tax bases of assets and liabilities and their carrying amounts for financial reporting purposes at the reporting date.

Deferred tax liabilities are recognised for all taxable temporary differences.

Deferred tax assets are recognised for all deductible temporary differences, the carry forward of unused tax credits and any unused tax losses to the extent that it is probable that taxable profit will be available against which the deductible temporary differences can be utilised. The carrying amount of deferred tax assets is reviewed at each reporting date and reduced to the extent that it is no longer probable that sufficient taxable profit will be available to allow all or part of the deferred tax asset to be utilised.

14. Foreign Currencies

Transactions in foreign currencies are initially recorded by the Company at their respective currency exchange rates at the date the transaction qualifies for recognition.

Monetary assets and liabilities denominated in foreign currencies are translated to the functional currency by using the closing exchange rate at the reporting date. Differences arising on settlement or translation of monetary items are recognised in statement of profit and loss. Non-monetary items that are measured in terms of historical cost in a foreign currency are translated using the exchange rate at the dates of the initial transactions.

15. Employee Benefits

Short-term employee benefits – Employee benefits payable wholly within twelve months of rendering the service are classified as short-term employee benefits and are recognised in the period in which the employee renders the related service.

Post-employment benefits (defined benefit plans) – The employees' gratuity scheme is a defined benefit plan. In accordance with the Payment of Gratuity Act, 1972, the Company provides for gratuity for the eligible employees. The Gratuity Plan provides a lump sum payment to vested employees at retirement, death, incapacitation or termination of employment, of an amount based on the respective employee's salary and the tenure of employment with the Company. The present value of the obligation under such defined benefit plan is determined at each Balance Sheet date based on an actuarial valuation using projected unit credit method. The discount rate is based on the prevailing market yields of Indian government securities. Gains and Losses through re-measurement of the net defined benefit liability / (asset) are recognized in Other Comprehensive Income.

Actuarial gains and losses and the return on plan assets (excluding interest) and the effect of the asset ceiling (if any, excluding interest), are recognised immediately in other comprehensive income (OCI). Net interest expense (income) on the net defined liability (asset) is computed by applying the discount rate, used to measure the net defined liability (asset), to the net defined liability (asset) at the start of the financial year after taking into account any changes as a result of contribution and benefit payments during the year. Net interest expense and other expenses related to defined benefit plans are recognised in statement of profit and loss.

When the benefits of a plan are changed or when a plan is curtailed, the resulting change in benefit that relates to past service or the gain or loss on curtailment is recognised immediately in statement of profit and loss.



eMudhra Limited

CIN:L72900KA2008PLC060368

Notes forming part of the standalone financial statements

Defined Contribution Plan

The company has defined contribution plans for employees comprising of Provident Fund and Employee's State Insurance. The contributions paid/payable to these plans during the year are charged to the Statement of Profit and Loss for the year when the contributions are due. The Company's liability is limited to the extent of contributions made to these funds.

Long-term employee benefits – Long-term employee benefits comprise of compensated absences and other employee incentives, if any. These are measured based on an actuarial valuation carried out by an independent actuary at each Balance Sheet date unless they are insignificant. Actuarial gains and losses and past service costs are recognized in the Statement of Profit and Loss.

16. Provisions/ Contingent liabilities and Contingent Assets

Provisions are recognised when the Company has a present obligation (legal or constructive) as a result of a past event, it is probable that an outflow of resources embodying economic benefits will be required to settle the obligation and a reliable estimate can be made of the amount of the obligation. When the Company expects some or all a provision to be reimbursed, the reimbursement is recognised as a separate asset, but only when the reimbursement is virtually certain. The expense relating to a provision is presented in the Statement of profit and loss net of any reimbursement.

Provision for onerous contracts is recognised when the expected benefits to be derived by the Company from a contract are lower than the unavoidable cost of meeting its obligations under the contract. The provision is measured at the present value of the lower of the expected cost of terminating the contract and the expected net cost of continuing with the contract. Before a provision is established, the Company recognizes any impairment loss on the assets associated with that contract. If the effect of the time value of money is material, provisions are discounted using a current pre-tax rate that reflects, when appropriate, the risks specific to the liability. When discounting is used, the increase in the provision due to the passage of time is recognised as a finance cost.

Contingent Liabilities/Assets


A contingent liability is a possible obligation that arises from past events whose existence will be confirmed by the occurrence or non-occurrence of one or more uncertain future events beyond the control of the Company or a present obligation that is not recognized because it is not probable that an outflow of resources will be required to settle the obligation. A contingent liability also arises in extremely rare cases where there is a liability that cannot be recognized because it cannot be measured reliably. The Company does not recognize a Contingent liability but discloses its existence in the standalone financial statements.

A contingent asset is a possible asset that arises from past events whose existence will be confirmed by the occurrence or non-occurrence of one or more uncertain future events not wholly within the control of the company. The Company does not recognize a Contingent asset but discloses its existence in the standalone financial statements where an inflow of economic benefits is probable.

17. Cash and Cash Equivalents

Cash comprises of cash on hand and demand deposits. Cash equivalents are short-term highly liquid investments with original maturities of three months or less that are readily convertible to known amounts of cash, which are subject to an insignificant risk of change in value.

Bank overdrafts, if any, are classified as borrowings under current liabilities in the balance sheet.



eMudhra Limited

CIN:L72900KA2008PLC060368

Notes forming part of the standalone financial statements

18. Financial Instruments

Initial measurement

The company recognizes financial assets and financial liabilities when it becomes a party to the contractual provisions of the instrument. All financial assets and liabilities are recognized at fair value on initial recognition except for the trade receivables which are initially measured at transaction price. Transaction costs that are directly attributable to the acquisition or issue of financial assets and financial liabilities, which are not at fair value through profit or loss, are added to or deducted from the fair value on initial recognition.

Subsequent measurement [non-derivative financial instruments]

Financial assets carried at amortized cost.

A financial asset is subsequently measured at amortized cost if it is held within a business model whose objective is to hold the asset in order to collect contractual cash flows and the contractual terms of the financial asset give rise on specified dates to cash flows that are solely for payments of principal and interest on the principal amount outstanding.

Financial assets at fair value through other comprehensive income [FVTOCI]

A financial asset is subsequently measured at fair value through other comprehensive income if it is held within a business model whose objective is achieved by both collecting contractual cash flows and selling financial assets and the contractual terms of the financial asset give rise on specified dates to cash flows that are solely for payments of principal and interest on the principal amount outstanding. The Company has made an irrevocable election for its investments which are classified as equity instruments to present the subsequent changes in fair value in other comprehensive income based on its business model.

Financial assets at fair value through profit or loss [FVTPL]

A financial asset which is not classified in any of the above categories are subsequently fair valued through profit or loss.

Financial Liabilities

Financial liabilities are subsequently carried at amortized cost using the effective interest method.

Trade receivables

Trade receivables are the amount due from the customers for the services rendered in the ordinary course of business. Trade receivables are initially recognised at the amount of consideration that is unconditional unless they contain significant financing components, when they are recognised at the fair value. The Company holds trade receivables for the receipt of contractual cashflows and therefore measures them subsequently at the amortised cost using effective interest rate method.

Trade payables and other payables


These amounts represent liabilities for goods and services provided to the company prior to the end of financial year which are unpaid. Trade payables are presented as current liabilities unless payment is not due within 12 months after the reporting period. They are recorded initially at fair value and subsequently measured at amortised cost using effective interest rate method.

Investment in Subsidiaries and associates

Investment in subsidiaries and Associates are measured at cost less impairment.

Share Capital – Ordinary Shares

An equity instrument is a contract that evidences residual interest in the assets of the company after deducting all its liabilities. Equity instruments recognized by the company are recognized at the proceeds received net of direct issue cost.



eMudhra Limited

CIN:L72900KA2008PLC060368

Notes forming part of the standalone financial statements

De-recognition of financial instruments

The company derecognizes a financial asset when the contractual rights to the cash flows from the financial asset expire or it transfers the financial asset and the transfer qualifies for de-recognition under Ind AS 109. A financial liability (or a part of a financial liability) is derecognized from the Company's Balance Sheet when the obligation specified in the contract is discharged or cancelled or expires.

Reclassification of Financial Instruments

The Company determines classification of financial assets and liabilities on initial recognition. After initial recognition, no reclassification is made for financial assets which are equity instruments and financial liabilities. For financial assets which are debt instruments, a reclassification is made only if there is a change in the business model for managing those assets. If the Company reclassifies financial assets, it applies the reclassification prospectively.

Offsetting of Financial Instruments

Financial assets and financial liabilities are offset and the net amount is reported in the balance sheet if there is a currently enforceable legal right to offset the recognised amounts and there is an intention to settle on a net basis, to realise the assets and settle the liabilities simultaneously.

19. Fair value Measurement

Fair value is the price that would be received on sale of an asset or paid to transfer a liability in an orderly transaction between market participants at the measurement date. The fair value measurement is based on the presumption that the transaction to sell the asset or transfer the liability takes place either:

- In the principal market for the asset or liability, or
- In the absence of a principal market, in the most advantageous market which can be accessed by the Company for the asset or liability

The fair value of an asset or a liability is measured using the assumptions that market participants would use when pricing the asset or liability, assuming that market participants act in their economic best interest. The Company uses valuation techniques that are appropriate in the circumstances and for which sufficient data are available to measure fair value, maximizing the use of relevant observable inputs and minimizing the use of unobservable inputs.

All assets and liabilities for which fair value is measured or disclosed in the standalone financial statements are categorized within the fair value hierarchy, described as follows, based on the lowest level input that is significant to the fair value measurement as a whole:

Level 1 – Quoted prices (unadjusted) in active markets for identical assets or liabilities.

Level 2 – Inputs other than quoted prices included within Level 1 that are observable for the asset or liability, either directly (i.e. as prices) or indirectly (i.e. derived from prices).

Level 3 – Inputs for the assets or liabilities that are not based on observable market data (unobservable inputs).

For the purpose of fair value disclosures, the Company has determined classes of assets and liabilities on the basis of the nature, characteristics and risks of the asset or liability and the level of the fair value hierarchy.



eMudhra Limited

CIN:L72900KA2008PLC060368

Notes forming part of the standalone financial statements

20. Impairment of Financial Assets

Financial Assets

The Company recognizes loss allowances using the expected credit loss (ECL) model for the financial assets which are not fair valued through profit or loss. Loss allowance for trade receivables with no significant financing component is measured at an amount equal to lifetime ECL. The amount of expected credit losses (or reversal) that is required to adjust the loss allowance at the reporting date to the amount that is required to be recognized is recognized as an impairment gain or loss in profit or loss.

Non-Financial Assets

Intangible assets and property, plant and equipment

Intangible assets and property, plant and equipment are evaluated for recoverability whenever events or changes in circumstances indicate that their carrying amounts may not be recoverable. For the purpose of impairment testing, the recoverable amount (i.e., the higher of the fair value less cost to sell and the value-in-use) is determined on an individual asset basis.

If such assets are considered to be impaired, the impairment to be recognized in the Statement of Profit and Loss is measured by the amount by which the carrying value of the assets exceeds the estimated recoverable amount of the asset. An impairment loss is reversed in the statement of profit and loss if there has been a change in the estimates used to determine the recoverable amount. The carrying amount of the asset is increased to its revised recoverable amount, provided that this amount does not exceed the carrying amount that would have been determined (net of any accumulated amortization or depreciation) had no impairment loss been recognized for the asset in prior years.

21. Share based payments

Equity-settled share based payments to employees and other providing similar services are measured at the fair value of the equity instruments at the grant date. Details regarding the determination of the fair value of equity-settled share based payment transactions are set out in note 48. The fair value determined at the grant date of the equity-settled share based payments is expensed on a straight-line basis over the vesting period, based on the Company's estimate of equity instruments that will eventually vest, with a corresponding increase in equity. At the end of each reporting period, the Company revises its estimate of the number of equity instruments expected to vest. The impact of the revision of the original estimates, if any, is recognized in statement of profit and loss such that the cumulative expenses reflects the revised estimate, with a corresponding adjustment to the Share based payments reserve.

The dilutive effect of outstanding options is reflected as additional share dilution in the computation of diluted earnings per share.

22. Segment reporting

Operating segments are reported in the manner consistent with the internal reporting to the chief operating decision maker (CODM). The Company identifies primary segments based on the dominant source, nature of risks and returns and the internal organisation and management structure. The operating segments are the segments for which separate financial information is available and for which operating profit / loss amounts are evaluated regularly by the executive Management in deciding how to allocate resources and in assessing performance.

Segment revenue, segment expenses, segment assets and segment liabilities have been identified to segments on the basis of their relationship to the operating activities of the segment.



3a Property, Plant and Equipment

Particulars	Leasehold land	Freehold land	Buildings*	Computer and hardware	Motor vehicles	Furniture & Fixtures	Plant & Machinery	Office and Electrical equipments	Total
Gross Carrying Amount									
As at March 31, 2024	92.00	-	712.27	215.26	6.21	54.81	96.11	132.76	1,309.42
Additions/ adjustments during the year	-	86.27	2.55	84.30	-	0.22	0.61	37.95	211.90
Disposals/ adjustments during the year	(92.00)	-	(43.91)	(1.68)	(1.68)	-	-	(154.49)	(1,366.83)
As at March 31, 2025	-	86.27	714.82	255.65	4.53	55.03	96.72	153.81	1,366.83
Additions/ adjustments during the year	-	1.83	7.90	6.35	3.84	0.07	0.02	1.01	21.02
Disposals/ adjustments during the year	-	-	(1.93)	(6.06)	(0.48)	(5.92)	-	-	(14.39)
As at March 31, 2026	-	88.10	720.79	255.94	7.89	49.18	96.74	154.82	1,373.46
Accumulated Depreciation									
As at March 31, 2024	5.94	-	40.64	92.93	5.13	13.14	3.67	47.15	208.60
Depreciation for the year	0.85	-	11.91	41.67	0.15	5.00	7.07	16.07	82.72
Disposals/ adjustments during the year	(6.79)	-	-	(42.49)	(1.14)	-	-	(16.22)	(66.64)
As at March 31, 2025	-	-	52.55	92.11	4.14	18.14	10.73	47.00	224.68
Depreciation for the year	-	-	11.91	41.79	0.18	4.87	7.09	16.10	81.94
Disposals/ adjustments during the year	-	-	(1.90)	(5.75)	(0.34)	(5.48)	-	-	(13.47)
As at March 31, 2026	-	-	62.56	128.15	3.98	17.53	17.82	63.10	293.15
Net carrying amount									
As at March 31, 2025	-	86.27	662.27	163.54	0.39	36.89	85.98	106.82	1,142.15
As at March 31, 2026	-	88.10	658.23	127.79	3.91	31.65	78.92	91.72	1,080.31

Notes:

(i) Details of leasehold land

a. Lease hold land measuring 12140.00 Sq. Mtrs located at plot no. 12- P1- A & 12 -P1-B(Corner) of Bengaluru IT Park Industrial Area in SY nos. 95P & 7 (Block no.21,22 &24- Part) of B K Palya Village, 3rd & 4th Hobli, Bengaluru North Taluk, has been allotted to the company by Karnataka Industrial Areas Development Board(KIADB) for a leasehold period of 99 years. During the year 2024-25, the leasehold land was converted into freehold land and the title deed was executed and registered in the name of the company on 18.03.2025 and 05.04.2025 respectively. Consequently, the carrying value of leasehold land is transferred to freehold land.

* Include assets provided on cancellable operating lease to subsidiaries.

(ii) Depreciation / Amortisation

Depreciation is calculated on straight line basis over the estimated useful lives of the asset.

Leased assets are amortised on a straight line basis over their estimated useful lives or their respective lease term whichever is shorter.

(iii) Method of Accounting Depreciation

Depreciation / Amortisation has been calculated as per the Accounting Policy No. 9 of the company and recognised as expense in the Statement of Profit and Loss

(iv) Estimation of useful life of Assets

The estimated useful lives of various categories of Tangible Assets is as follows:

Asset Class	Years
Leasehold land	99
Buildings*	3 - 60
Computer and hardware	3 - 6
Motor vehicles*	8-10
Furniture & Fixtures	10
Plant & Machinery	15
Office and Electrical equipments	5-10

* Based on estimated useful life (which are different from the useful life indicated in Schedule II to the Companies Act, 2013) after taking into consideration factors like expected usage of assets, risk of technical and commercial obsolescence etc.

(v) Restriction on title - Nil

(vi) Contractual commitments

Refer Note 37 for outstanding contractual commitments

(vii) Impairment of assets - Refer note 36

(viii) Refer Note 8 in respect of unadjusted capital advance paid towards Property, Plant and Equipment.

(ix) Deemed Cost

On transition to Ind AS, the Company has elected to continue with the carrying value of all its property, plant and equipment as at April 1, 2021 measured as per the previous GAAP and use that carrying value as the deemed cost of the property, plant and equipment.

(x) Amount of depreciation recognised as a part of other asset - Nil



3b Capital work-in-progress

Particulars	As at March 31, 2026			As at March 31, 2025		
	Less than 1 year	1-2 Years	2-3 Years	More than 3 years	Total	Total
Plant & Machinery	1.38	-	-	-	1.38	-
Total	1.38	-	-	-	1.38	-

Ageing of Capital work-in-progress as at March 31, 2026

Particulars	Amount in CWIP for a period of				Total
	Less than 1 year	1-2 Years	2-3 Years	More than 3 years	
Projects in Progress	1.38	-	-	-	1.38
Projects temporarily suspended	-	-	-	-	-
Total	1.38	-	-	-	1.38

Completion schedule - Time and Cost overrun 2025-26

Particulars	To be completed in				Total
	Less than 1 year	1-2 years	2 - 3 years	More than 3 years	
Building	-	-	-	-	-
Total	-	-	-	-	-

Ageing of Capital work-in-progress as at March 31, 2025

Particulars	Amount in CWIP for a period of				Total
	Less than 1 year	1-2 Years	2-3 Years	More than 3 years	
Projects in Progress	-	-	-	-	-
Projects temporarily suspended	-	-	-	-	-
Total	-	-	-	-	-

Completion schedule - Time and Cost overrun 2024-25

Particulars	To be completed in				Total
	Less than 1 year	1-2 years	2 - 3 years	More than 3 years	
Building	-	-	-	-	-
Total	-	-	-	-	-

(i) Impairment of assets - Refer note 36

(ii) Movement of Capital work-in-progress

Particulars	Total
As at March 31, 2024	145.69
Additions	10.39
Capitalisation/adjustments	156.08
As at March 31, 2025	-
Additions	22.40
Capitalisation/adjustments	21.02
As at March 31, 2026	1.38

(iii) Refer Note 8 in respect of unadjusted capital advance paid towards capital work in progress

(iv) Refer Note 37 for outstanding contractual commitments



4 Right-of-use assets

Particulars	Plant and Machinery
Gross Carrying Amount	
As at March 31, 2024	16.34
Additions	-
Adjustments	-
Derecognised	(16.34)
As at March 31, 2025	-
Additions	-
Adjustments	-
Derecognised	-
As at March 31, 2026	-
Accumulated Depreciation	
As at March 31, 2024	14.48
Amortisation for the year	1.39
Adjustments	-
Derecognised	(15.87)
As at March 31, 2025	-
Amortisation for the year	-
Adjustments	-
Derecognised	-
As at March 31, 2026	-
Net carrying amount	
As at March 31, 2025	-
As at March 31, 2026	-

Notes:

Depreciation has been charged to Right-of-use assets (RoU Assets) on a straight line method based on the lease term and is included under depreciation and amortization expense in the statement of Profit and Loss.

(i) The following amount have been recognised in the statement of profit and loss

Particulars	For the year ended March 31, 2026	For the year ended March 31, 2025
Depreciation (refer note 31)	-	1.39
Interest expense (refer note 30)	-	0.07
Expense relating to short term lease (refer note 32)	13.69	15.44
Gain on lease termination (refer note 25)	-	(0.08)
Other borrowing cost on account of pre closure of lease (refer note 30)	-	-

(ii) Extension and termination options

Extension and termination options are included in the property lease agreements. These are used to maximise operational flexibility in terms of managing the assets used in the company's operations. The majority of extension and termination options held are exercisable only by the company and not by the respective lessor.

(iii) Critical judgements in determining the lease term:

In determining the lease term, management considers all facts and circumstances that create an economic incentive to exercise an extension option, or not exercise a termination option. Extension options (or periods after termination options) are only included in the lease term if the lease is reasonably certain to be extended (or not terminated).



(All amounts are in INR million, unless otherwise stated)

(iv) The table below provides details regarding the contractual maturities of lease liabilities as at March 31, 2026 and March 31, 2025 on an undiscounted basis:

Particulars	As at March 31, 2026	As at March 31, 2025
Less than one year	-	-
One to two years	-	-
More than two years	-	-
Total	-	-

The Company does not face a significant liquidity risk with regard to its lease liabilities as the current assets are sufficient to meet the obligations related to lease liabilities as and when they fall due.

(v) Net Debt Reconciliation

Particulars	Lease liability	Cash	Total
Net debt as on April 01, 2024	(1.70)	1,564.91	1,563.21
Cash flows	1.22	(1,364.67)	(1,363.45)
Addition on account of recognition of RoU asset	-	-	-
Interest expense	(0.07)	-	(0.07)
Other borrowing cost	-	-	-
Deletion on account of termination of RoU asset	0.55	-	0.55
Net Debt as on March 31, 2025	-	200.24	200.24
Cash flows	-	3.23	3.23
Addition on account of recognition of RoU asset	-	-	-
Interest expense	-	-	-
Other borrowing cost	-	-	-
Deletion on account of termination of RoU asset	-	-	-
Net Debts as on March 31, 2026	-	203.47	203.47

(vi) References to other leases related notes

For leases accounting policy refer accounting policy no. 11 of the company

For leases liability related information refer note 17

(vii) Leases not yet commenced to which lease is committed

As at March 31, 2026, commitments for leases not yet commenced was INR Nil (2025: INR Nil)

(viii) Contractual maturities of financial liabilities : Refer note no 51



5a Other intangible assets

Particulars	Computer Software (Including development costs)
Gross carrying amount	
As at March 31 2024	943.96
Additions	420.90
Disposals	(59.30)
As at March 31 2025	1,305.56
Additions	66.33
Disposals	-
As at March 31, 2026	1,371.89
Accumulated Amortisation	
As at March 31 2024	542.88
Amortisation for the year	68.24
Disposals	(59.20)
As at March 31 2025	551.92
Amortisation for the year	77.52
Disposals	-
As at March 31, 2026	629.44
Net carrying amount	
As at March 31 2025	753.64
As at March 31, 2026	742.46

(i) Depreciation / Amortisation

Amortisation is calculated on straight line basis over the estimated useful lives of the asset.

(ii) Method of Accounting Depreciation/Amortisation

Amortisation has been calculated as per the Accounting Policy No. 9 of the company and recognised as expense in the Statement of Profit and Loss.

(iii) Estimation of useful life of Assets

The estimated useful lives of the Other Intangible Assets is as follows:

Asset Class	Years
Computer software (including development costs)	10

(iii)(a) Significant estimate in useful life of Other Intangible Assets: The Company has revised the useful life of other intangible assets. The useful life of these assets is revised on 01.04.2025 to 10 years.

The Company has performed an assessment of the useful lives of Other Intangible Assets. The Company has assessed that each product group has undergone continuous enhancements through the addition of new features and remains actively deployed which increased efficiencies of the assets, the useful life of these assets is increased to 10 years from the remaining useful life.

The Management believes that these estimated useful lives are realistic and reflect fair approximation of the period over which the assets are likely to be used. The Company, based on technical assessment made by management estimate and the certificate issued by the expert, depreciates Other Intangible Assets (as mentioned above) over estimated useful lives of another 10 years.

This change in accounting estimate was effective from the beginning financial year 2025-26. The effect of this change in estimate for the twelve months ended March 31, 2026, as determined by the Management results in a decrease in accumulated depreciation by approximately INR 19.96.

(iv) Restriction on title: Nil**(v) Contractual commitments**

Refer Note 37 for outstanding contractual commitments

(vi) Impairment of assets - Refer note 36**(vii) Refer Note 8 in respect of unadjusted capital advance paid towards Other intangible assets**

Particulars	As at March 31,2026	As at March 31, 2025
5b Intangible assets under development		
Internally developed	100.88	2.43
Less: Provision for impairment	-	-
Total	100.88	2.43

Intangible assets under development ageing schedule 2025-26

Intangible assets under development	Amount in Intangible assets under development for a period of				Total
	Less than 1 year	1 - 2 Years	2 - 3 Years	More than 3 years	
Projects in Progress	100.88	-	-	-	100.88
Projects temporarily suspended	-	-	-	-	-
Total	100.88	-	-	-	100.88

Completion schedule - Time and cost over run 2025-26

Intangible assets under development	To be completed in				Total
	Less than 1 year	1 - 2 years	2 - 3 years	More than 3 years	
Projects in Progress	-	-	-	-	-
Total	-	-	-	-	-

Intangible assets under development ageing schedule 2024-25

Intangible assets under development	Amount in Intangible assets under development for a period of				Total
	Less than 1 year	1 - 2 Years	2 - 3 Years	More than 3 years	
Projects in Progress	2.43	-	-	-	2.43
Projects temporarily suspended	-	-	-	-	-
Total	2.43	-	-	-	2.43

Completion schedule - Time and cost over run 2024-25

Intangible assets under development	To be completed in				Total
	Less than 1 year	1 - 2 years	2 - 3 years	More than 3 years	
Projects in Progress	-	-	-	-	-
Total	-	-	-	-	-

(i) Contractual commitments

Refer Note 37 for outstanding contractual commitments

(ii) Impairment of assets - Refer note 36

(iii) Movement of Intangible assets under development

Particulars	Total
As at March 31, 2024	137.55
Additions	256.34
Capitalisation/adjustments	391.46
As at March 31, 2025	2.43
Additions	164.78
Capitalisation/adjustments	66.33
As at March 31, 2026	100.88



Particulars	As at March 31,2026	As at March 31,2025
6 Financial assets		
Non-current Investments		
Investment carried at cost:		
Investments in equity instruments (Unquoted)		
a) Subsidiaries (at cost)		
eMudhra (MU) Limited	108.98	108.98
(51,58,477 (2025:51,58,477) equity shares of face value of MUR10 each)		
eMudhra Technologies Limited	27.47	27.47
(29,50,552 (2025:29,50,552) equity shares of face value of Rs.10 each fully paid)		
eMudhra Consumer Services Limited	57.08	57.08
(50,00,000 (2025:50,00,000) equity shares of face value of Rs.10 each fully paid)		
eMudhra DMCC	1.01	1.01
(51 (2025: 51) equity shares of face value of AED 1000 each fully paid)		
eMudhra INC	1,624.10	1,609.78
(1,53,30,150 (2025: 1,52,30,150) equity shares of face value of USD 1 each fully paid)		
eMudhra PTE Limited	82.17	6.54
(2,50,000 (2025:127,500) equity shares of face value of SGD 1 each fully paid)		
eMudhra BV	553.17	162.62
(41,45,000 (2025:11,96,000) equity shares of face value of EURO 1 each fully paid)		
PT eMudhra Technologies Indonesia	10.90	10.90
(1,47,500 (2025:1,47,500) equity shares of face value of IDR 15,000 each fully paid)		
Investment on issue of ESOP's to employees of subsidiary companies	147.49	71.88
Total	2,612.37	2,056.26
i. Particulars	2025-26	2024-25
(a) Aggregate amount of quoted investments and market value thereof	-	-
(b) Aggregate amount of unquoted investments	2,464.88	1,984.38
(c) Aggregate amount of impairment in value of investments	-	-
(ii) Related party disclosure : For Related party disclosure refer note 46	-	-
(iii) Refer note 49 for classification of financial instruments		
Current investments		
Unquoted		
Investment in mutual funds at fair value through Profit and loss		
ICICI Prudential Equity Arbitrage Fund - Growth	96.28	111.64
[units 26,86,393 @ Rs.35.84 per unit] [2025: units 33,07,042 @ Rs. 33.76 per unit]		
Mirae Asset Liquid Fund - Regular Plan Growth	15.06	-
[units 5,267 @ Rs.2,858.61 per unit] [2025: Nil]		
Kotak Arbitrage Fund - Regular Plan Growth	52.96	-
[units 13,52,721 @ Rs.39.15 per unit] [2025: Nil]		
Invesco India Liquid Fund - Regular Growth	20.21	-
[units 5,393.54 @ Rs.3,747.05 per unit] [2025: Nil]		
Nippon India Liquid Fund - Growth Plan - Growth Option	20.21	-
[units 3,038.35 @ Rs.6,652.35 per unit] [2025: Nil]		
Kotak Liquid Fund - Regular Plan Growth	35.26	-
[units 6,401.23 @ Rs.5,508.58 per unit] [2025: Nil]		
Bajaj Finserv Liquid Fund - Regular Plan Growth	20.13	-
[units 16,817.19 @ Rs.1,196.78 per unit] [2025: Nil]		
Mirae Asset Liquid Fund - Direct G	-	31.20
Nil [2025: units 24,922 @ Rs.1,251.92 per unit]		
Mirae Asset Liquid Fund - Direct Plan Growth	-	78.24
Nil [2025: units 63,290 @ Rs.1,236.15 per unit]		
Aditya birla sun life Money Market	-	87.88
Nil [2025: units 2,42,043 @ Rs.363.07 per unit]		
HSBC Liquid Fund - Regular Growth	60.40	50.40
[units 22,228 @ Rs.2,717.75 per unit] [2025: units 19,45,564 @ Rs. 25.91 per unit]		
Tata Money Market Direct- G	-	31.22
Nil [2025: units 6,623 @ Rs.4,713.76 per unit]		
Tata Money Market Fund	-	137.63
Nil [2025: units 29,710 @ Rs.4,632.42 per unit]		
UTI Money Market Fund	-	20.27
Nil [2025: units 6,703 @ Rs.3,024.76 per unit]		
ABSL Crisil-IBX AAA NBFC-HFC Index-Dec 2025 Fund	-	132.72
Nil [2025: units 1,28,20,931 @ Rs.10.35 per unit]		
Axis CRISIL - IBX AAA Bond NBFC- Jun 2027 Index Fund - Regular Growth	121.79	113.83
[units 1,09,28,198 @ Rs.11.14 per unit] [2025: units 1,09,28,198 @ Rs. 10.42 per unit]		
Total	442.30	795.03
i. Particulars	2025-26	2024-25
(a) Aggregate amount of quoted investments and market value thereof	-	-
(b) Aggregate amount of unquoted investments	442.30	795.03
(c) Aggregate amount of impairment in value of investments	-	-
(i) Refer note 49 for classification of financial instruments		



Particulars	As at March 31,2026	As at March 31,2025
7 Other financial assets		
Non-Current		
Unsecured, considered good		
Bank deposits with maturity more than 12 months*	173.03	16.43
Total	173.03	16.43
* Includes INR 19.68 (2025: INR 16.43) held as margin money deposit as against bank guarantees.		
Current		
Unsecured, considered good		
Interest accrued but not due on deposits	4.36	2.07
Rent deposit	3.02	2.79
Security deposits	3.48	3.45
Tender deposit	2.52	2.12
Total	13.38	10.43
Total Other financial assets	186.41	26.86
(i) Financial instruments		
Refer Note 49 for classification of financial instruments		
(ii) Impairment of financial assets		
Provision for impairment has been made in line with accounting policy no. 20 of the company		
8 Other non-current assets		
Unsecured, considered good		
Capital advances	-	-
Others		
Balance with government authorities	-	0.55
Prepaid expenses	15.51	3.98
Contract cost	10.58	16.48
Total	26.09	21.01
Other current assets		
Unsecured, considered good		
Advance to suppliers	12.50	11.53
Others		
Prepaid expenses	31.97	22.01
Contract cost	5.90	5.90
Balance with government authorities	6.51	3.60
Unbilled revenue		
- Related parties	108.04	40.98
- Others	366.64	259.95
Other current assets	4.44	5.38
Total	536.00	349.35
Total other current assets	562.09	370.36

(i) Related party disclosure

For related party disclosure refer note 46

(ii) Closing balance of contract cost represents, cost to obtain the contract from customer Rs.Nil (Rs.Nil) & cost to fulfill contract is Rs. 16.48 (Rs. 22.38)

(iii) Amortisation and Impairment of contract costs

Amortisation of contract costs is determined based on the period of benefit expected from the contract cost is Rs.5.90 (Rs.1.23). Impairment of contract costs recognised is Nil (Nil).



Notes forming part of the standalone financial statements

(All amounts are in INR million, unless otherwise stated)

Particulars	As at March 31,2026	As at March 31,2025
9 Inventories (Valued at lower of cost and Net realisable value)		
Stock in trade*	21.80	13.99
Total	21.80	13.99
*includes goods in transit of INR Nil (2025: Nil)		
10 Trade receivables		
Unsecured, considered good		
- Related parties	143.00	15.06
- Others	487.09	518.37
Less: Allowance for expected credit loss	(8.20)	(11.00)
Total	621.89	522.43
(i) Payment terms		
a. In majority of contracts, payment is due on delivery of License. However, in some contracts a portion of dues is linked to satisfaction of further performance obligations like completion of installation and commission activity etc.		
b. Amount retained by customer in respect of completed performance obligation, due to linking of payment with completion of other performance obligations in the contract, is classified as contract asset. Balance amount receivable is classified as Trade receivable.		
(i) Financial instruments		
Refer note 49 for classification of financial instruments		
(ii) Related party disclosure		
For related party disclosure refer note 46		
(iii) Refer note 44 for trade receivable ageing schedule		
11 Cash and cash equivalents		
Balance with banks:		
- In current account	202.92	200.05
- In Deposit accounts	-	-
Cash on hand	0.55	0.19
Total	203.47	200.24
Cash and cash equivalents includes Term Deposits with original maturity period up to three months. Term Deposits with original maturity period beyond three months upto twelve months have been included in Bank balances (Refer Note 12) and Term Deposits with original maturity period beyond twelve months have been included in Other financial assets (Refer Note 7).		
(i) Refer note 49 for classification of financial instruments		
(ii) There are no repatriation restrictions with regard to cash and cash equivalents		
12 Bank balance other than cash and cash equivalents		
Balances with bank held as margin money deposits as against bank guarantees	3.68	1.43
In deposit accounts	60.86	55.00
Unpaid dividend account	0.16	0.13
Total	64.70	56.56
(i) Refer note 49 for classification of financial instruments		
(ii) There are no repatriation restrictions with regard to cash and cash equivalents		
13 Loans		
Unsecured, considered good		
Loans to related parties	-	-
Others		
Loans to employees	0.36	0.35
Total	0.36	0.35

(i) Financial instruments

Refer note 49 for classification of financial instruments

(ii) Impairment of financial assets

Provision for impairment has been made in line with accounting policy no.20 of the company

(iii) Related party disclosure

For related party disclosure refer note 46



Particulars	As at March 31, 2026		As at March 31, 2025	
	No. of Shares	Amount	No. of Shares	Amount
14 Share capital				
Authorised share capital				
12,30,00,000 (2025: 12,30,00,000) Equity shares of INR 5 each		615.00		615.00
2,50,00,000 (2025: 2,50,00,000) Preference shares of INR 10 each		250.00		250.00
Total		865.00		865.00
Equity share capital				
(i) Issued, Subscribed and fully paid up share capital				
8,28,11,707 (2025: 8,28,11,707) equity shares of INR 5 each		414.06		414.06

(ii) Reconciliation of the number of shares outstanding at the beginning and at the end of the year:

Particulars	As at March 31, 2026		As at March 31, 2025	
	No. of Shares	Amount	No. of Shares	Amount
Share outstanding at the beginning of the year	8,28,11,707	414.06	8,28,11,707	414.06
Add: Share issued during the year	-	-	-	-
Less: Shares bought back during the year	-	-	-	-
Share outstanding at the end of the year	8,28,11,707	414.06	8,28,11,707	414.06

(iii) Details of shareholders holding more than 5% shares in the Company

Name of the Shareholder	As at March 31, 2026		As at March 31, 2025	
	No. of Shares	% Holding	No. of Shares	% Holding
V Srinivasan	1,43,72,543	17.36%	1,43,72,543	17.36%
Mythili Srinivasan	1,27,50,000	15.40%	1,27,50,000	15.40%
Taarav Pte Ltd	1,38,42,877	16.72%	1,38,42,877	16.72%
Lakshmi Kaushik	57,20,159	6.91%	56,97,159	6.88%
Nippon Life India Trustee Limited	55,14,680	6.66%	55,49,370	6.70%

(iv) Terms, Rights, preferences and restrictions attaching to each class of shares

Particulars	As at	
	March 31, 2026	March 31, 2025
a. Shares reserved for issue under options and contracts/ commitments for the sale of shares/ disinvestment.	-	-
b. The aggregate value of calls unpaid (including Directors and Officers of Company)	-	-
c. Shares forfeited	-	-

Refer Note 48

d. The company has only one class of equity shares having par value Rs. 5 per share each holder of equity share is entitled to one vote per share. Each share holder has a right to receive the dividend declared by the company. On winding up of the company the equity share holders will be entitled to get the realise value of the remaining assets of the company, if any, after distribution of preferential amounts as per law. The distribution will be in proportion to the number of equity shares held by the share holders.

(v) During previous five years the company has not bought back its shares

(vi) During the previous five years the company has not allotted any shares as fully paid up pursuant to contract without payment being received in cash

(vii) During the previous five years the company not allotted any shares as fully paid up by way of bonus shares

(viii) Details of share holding of Promoter and Promoter Group

Name of Shareholder	As at 31st March 2026		As at 31st March 2025	
	No. of Equity shares held	% of holding	No. of Equity shares held	% of holding
V Srinivasan	1,43,72,543	17.36%	1,43,72,543	17.36%
Mythili Srinivasan	1,27,50,000	15.40%	1,27,50,000	15.40%
Taarav Pte Ltd	1,38,42,877	16.72%	1,38,42,877	16.72%
Arvind Srinivasan	31,54,646	3.81%	31,54,646	3.81%
Kaushik Srinivasan	9,25,880	1.12%	9,25,880	1.12%
				% Change during the Year
				-15.40%
				15.40%
				0.00%
				0.00%

(ix) Final Dividend

Particulars	For the year ended 31st March 2026		For the year ended 31st March 2025	
	No. of Shares	Amount	No. of Shares	Amount
(a) Final dividend for FY 2023-24	-	-	103.51	-
(b) Final dividend for FY 2024-25	-	-	-	103.51



Notes forming part of the standalone financial statements

(All amounts are in INR million, unless otherwise stated)

Particulars	As at March 31,2026	As at March 31,2025
15 Other equity		
Capital redemption reserve [refer note 15.1 below]	250.00	250.00
Securities Premium [refer note 15.2 below]	3,874.83	3,817.54
Retained earnings [refer note 15.3 below]	1,082.04	861.47
Total other comprehensive income [refer note 15.4 below]	1.39	(0.81)
Share based payment reserve [refer note 15.5 below]	169.26	110.44
	5,377.52	5,038.64
15.1 Capital redemption reserve		
Balance at the beginning of the year	250.00	250.00
Add: Transactions during the year	-	-
Add: Adjusted against securities premium	-	-
Add: Transferred from retained earnings	-	-
Balance as at the end of the year	250.00	250.00
15.2 Securities Premium		
Balance at the beginning of the year	3,817.54	3,787.02
Add: Issue of equity shares	-	-
Add: Exercise of stock options by employees	57.29	30.52
Less: Transaction costs on issue of equity shares	-	-
Balance as at the end of the year	3,874.83	3,817.54
15.3 Retained earnings		
Balance at the beginning of the year	861.47	777.92
Profit for the year	323.92	186.65
Add: Transferred from Share based payment reserve for the options vested and lapsed	0.16	0.41
Less: Transfer to capital redemption reserve	-	-
Less: Dividend paid	(103.51)	(103.51)
Balance as at the end of the year	1,082.04	861.47
15.4 Other comprehensive income for the year		
Balance at the beginning of the year	(0.81)	2.89
Add: Other comprehensive income for the year	2.20	(3.70)
Balance as at the end of the year	1.39	(0.81)
15.5 Share based payment reserve		
Balance at the beginning of the year	110.44	58.61
Add: Employee stock compensation expense during the year	116.27	82.76
Less: Transferred to Securities premium for options exercised	(57.29)	(30.52)
Less: Transferred to general reserve for the options vested and lapsed	(0.16)	(0.41)
Balance as at the end of the year	169.26	110.44

Nature and purpose of the reserves

Securities premium

Securities premium is created out of the premium on issue of equity shares. The reserve is utilised in accordance with the provisions of Companies Act, 2013.

Other Comprehensive income

Other Comprehensive income are those gains/ losses which are not yet realised and excluded from the statement of profit and loss. It consist of remeasurement of the net defined benefit liability.

Capital redemption reserve

Capital redemption reserve is created by transfer from retained earnings an amount equal to face value of shares bought back or redeemed. This reserve is utilised in accordance with the Provisions of Companies Act, 2013.

Share based payment reserve

The reserve related to employee share based payment plans granted by the company to its employees. Further information about share based payment to employees is set out in note 48.



Particulars	As at March 31,2026	As at March 31,2025
16 Borrowings		
Non current		
Secured		
Term loan from bank	-	-
Total borrowings	-	-
Less: Current maturities of long term debts	-	-
Total	-	-
Current		
Secured		
Loans repayable on demand - from banks		
Current maturities of long term debts	-	-
Total	-	-
Total Borrowings	-	-
(i) Period and amount of continuing default - Nil		
(ii) Refer note 49 for classification of financial instruments		
17 Lease liabilities		
Non current liability of lease	-	-
Total	-	-
Lease Liabilities		
Current liability of lease	-	-
Total	-	-
Total lease liabilities	-	-
(i) Financial instruments		
Refer Note 49 for classification of financial instruments		
18 Provisions		
Non current		
Employee benefits		
Compensated absences [refer note 47]	2.83	2.55
Gratuity [refer note 47]	35.56	23.96
Total	38.39	26.51
Current		
Employee benefits		
Bonus	44.04	32.46
Compensated absences [refer note 47]	4.64	3.97
Gratuity [refer note 47]	-	-
Total	48.68	36.43
Total Provisions	87.07	62.93



eMudhra Limited

CIN:L72900KA2008PLC060368

Notes forming part of the standalone financial statements

(All amounts are in INR million, unless otherwise stated)

18a (i) Movement of provision for the year ended March 31, 2026

Particulars	Gratuity	Compensated absences	Bonus
As at March 31, 2025	23.96	6.52	32.46
Additional provision recognised during the year	18.94	3.08	85.37
Acquisition of defined benefit liability	0.07	0.02	-
Amount used during the year	7.40	2.15	73.79
As at March 31, 2026	35.56	7.47	44.04

(ii) Movement of provision for the year ended March 31, 2025

As at March 31, 2024	16.66	5.36	38.54
Additional provision recognised during the year	11.96	2.39	51.40
Amount used during the year	4.66	1.23	57.48
As at March 31, 2025	23.96	6.52	32.46



Particulars	As at	As at
	March 31,2026	March 31,2025
19 Deferred tax Liabilities (Net)		
Deferred tax (asset)/liability, net		
Deferred tax liabilities	188.39	141.78
Deferred tax assets	(34.66)	(33.31)
Total	153.73	108.47

Deferred tax balance

Particulars	As at	As at
	March 31, 2026	March 31, 2025
Deferred tax in relation to:		
Property, plant and equipment	182.77	137.02
Provision for employee benefits	(17.33)	(12.23)
Remeasurement of defined benefit obligation	(0.74)	-
Financial assets	5.62	4.76
Financial liabilities	(1.33)	(0.59)
Others	(15.26)	(20.49)
Total	153.73	108.47

2025-26	Opening Balance	Recognised in profit or loss	Recognised in Other comprehensive income	Closing balance
Deferred tax liabilities/(assets) in relation to				
Property, plant and equipment	137.02	45.75	-	182.77
Provision for employee benefits	(12.23)	(5.10)	-	(17.33)
Remeasurement of defined benefit obligation	-	-	(0.74)	(0.74)
Financial assets	4.76	0.86	-	5.62
Financial liabilities	(0.59)	(0.74)	-	(1.33)
Others	(20.49)	4.49	-	(15.26)
Total	108.47	45.26	(0.74)	153.73

2024-25	Opening Balance	Recognised in profit or loss	Recognised in Other comprehensive income	Closing balance
Deferred tax liabilities/(assets) in relation to				
Property, plant and equipment	72.03	64.98	-	137.02
Provision for employee benefits	(5.55)	(6.68)	-	(12.23)
Remeasurement of defined benefit obligation	-	1.24	(1.24)	-
Right of use assets and lease liability	(0.04)	0.04	-	-
Financial assets	(0.05)	4.81	-	4.76
Financial liabilities	(5.28)	4.69	-	(0.59)
Others	(0.73)	(21.00)	-	(20.49)
Total	60.38	48.08	(1.24)	108.47



(i) Tax Expense

a) Recognised in statement of profit and loss

Particulars	For the year ended March 31, 2026	For the year ended March 31, 2025
Current tax		
In respect of the current year	72.23	23.56
In respect of prior years	(6.55)	12.16
	65.68	35.72
Deferred tax		
In respect of the current year	45.26	48.08
Total	45.26	48.08
Total tax expense	110.94	83.80

b) Recognised in Other comprehensive Income

Particulars	For the year ended March 31, 2026	For the year ended March 31, 2025
Deferred tax		
In respect of the current year - OCI	(0.74)	1.24
Total	(0.74)	1.24

Particulars	As at March 31, 2026		As at March 31, 2025	
	Rate (%)	Amount	Rate (%)	Amount
Profit Before Tax				
Tax using the company's Domestic Tax Rate	25.17%	434.86	25.17%	270.45
Effect of		109.45		68.06
Expenses that are not deductible in determining taxable profit	0.54%	2.37	0.58%	1.57
Others	1.30%	5.67	0.75%	2.01
Earlier year tax	-1.51%	(6.55)	4.50%	12.16
Effective Tax		110.94		83.80

Company has utilised the option given u/s 115BAA and accordingly the tax rate applicable is 25.17%.



	Particulars	As at March 31,2026	As at March 31,2025
20	Other non-current liabilities		
	Contract liability		
	Deferred Revenue	31.59	28.07
	Total	31.59	28.07
	Other current liabilities		
	Contract liability		
	Deferred Revenue	25.35	21.62
	Statutory dues	54.39	55.04
	Total	79.74	76.66
	Total other current liabilities	111.33	104.73
21	Trade payables		
	Current		
	Dues to micro enterprises and small enterprises [refer note 42]	68.06	28.79
	Dues to creditors other than micro enterprises and small enterprises		
	To Related parties	181.80	15.65
	To Others	201.28	137.50
	Total	451.14	181.94
	(i) Financial instruments : Refer Note 49 for classification of financial instruments.		
	(ii) Related party disclosure : Refer Note 46 for Related Party Disclosures		
	(iii) Refer note 45 for trade payables ageing schedule		
22	Other financial liabilities		
	DSC Portal deposit	5.30	5.41
	Unpaid dividend	0.16	0.13
	Other advances from customers	28.20	15.03
	Employee benefits payable	43.72	42.58
	Rent deposit from related parties	10.50	10.50
	Interest accrued and due on micro & small enterprises [refer note 42]	4.18	-
	Security deposit from customers	0.29	0.45
	Total	92.35	74.10
	(i) Refer note 49 on classification of financial instruments		
23	Current tax assets (net)		
	Tax payment pending adjustments	46.78	44.58
	Total	46.78	44.58



Notes forming part of the standalone financial statements

(All amounts are in INR million, unless otherwise stated)

Particulars		For the year ended March 31,2026	For the year ended March 31,2025
24	Revenue from operations		
	Sale of software/ solutions services	2,381.60	1,769.09
	Sale of products	305.07	260.51
	Total	2,686.67	2,029.60

(i) Disaggregation of revenue

Revenue earned by the company is disaggregated by its sources based on its key operating segments as disclosed in Note 52

(ii) Reconciliation of revenue recognised in Statement of Profit and Loss with contract Price

Revenue as per the Statement of Profit and Loss

Sale of software solutions/services	2,381.60	1,769.09
Sale of products	305.07	260.51
Total (a)	2,686.67	2,029.60
Add/ (less) adjustment to contract price		
Foreign Exchange variation claim	-	-
Price revision	-	-
Discount and rebate offered	-	-
Others	-	-
Total adjustment (b)	-	-
Contract price (a+b)	2,686.67	2,029.60

(iii) Satisfaction of performance obligation

a. In majority of the contracts performance obligation is satisfied "at a point in time" which is primarily determined on customer obtaining the control of the asset. Revenue from licenses where the customer obtains a "right to use" the license are recognised at the time the license is made available to the customer.

b. In Contracts with multiple performance obligations, revenue is recognised using percentage of completion method on satisfaction of each performance obligation.

c. Contract with the customer normally do not contain significant financing component and any advance payment received and /or amount retained by customer is with intention of protecting either parties to the contract.

d. Variable consideration primarily consists of discounts, rebates, price concessions, incentives and performance bonuses which are reduced from the transaction price, if specified in the contract with customer/ based on customary business practices.

e. Warranties provided are mainly in the nature of performance warranty.

f. In case of AMC contracts, output method is used to recognise revenue where passage of time is the criteria for satisfaction of performance obligation.

g. For revenue recognition in respect of performance obligation satisfied at a "point in time" the following criteria is used for determining whether the customer has obtained "Control on asset"

i. Transfer of significant risk and rewards

ii. Customer has legal right/title to the asset

iii. The entity has transferred the physical possession of the asset

iv. Customer has accepted the asset

v. Entity has the present right to payment for the asset

h. Transaction price is typically determined based on contract entered into with customer. Allocation of transaction price in respect to multiple obligation is based on relative standalone selling price.

i. The estimated amount of variable consideration is adjusted in the transaction price only to the extent that it is highly probable that a significant reversal in the amount of cumulative revenue recognized will not occur and is reassessed at the end of each reporting period.

j. The Company classifies its right to consideration as either trade receivables or Contract asset. The Company's receivables are rights to consideration that are unconditional. Unbilled revenue comprising revenue in excess of billing where the right to consideration is unconditional and is due only after passage of time. Unbilled revenue is recognised based on the satisfaction of performance obligations which is measured based on the satisfaction of the internal milestones by the company using the input method (i.e., resources consumed, costs incurred).

k. No non-cash considerations are received/given during the current/previous year.

l. Remaining Performance obligation

The remaining performance obligation disclosure provides the aggregate amount of the transaction price yet to be recognised as at the end of the reporting period and an explanation as to when the Company expects to recognise these amounts in revenue. Applying the practical expedient as given in Ind AS 115, the Company has not disclosed remaining performance obligation related disclosures for contracts where the revenue recognised corresponds directly with the value to the customer of the entity's performance completed to date, typically those contracts where invoicing is on time-and-material and unit of work based contracts. Remaining performance obligation estimates are subject to change and are affected by several factors, including terminations, changes in scope of contracts, periodic revaluations, adjustment for revenue that has not materialised and adjustments for currency fluctuations.

Revenue recognised in the reporting period that was included in the contract liability balance at the beginning of the period INR 21.62 (2025: INR 19.31)

Revenue recognised in the reporting period from performance obligations satisfied (or partially satisfied) in previous periods (for example, changes in transaction price). Nil (2025: Nil)



Notes forming part of the standalone financial statements

(All amounts are in INR million, unless otherwise stated)

Particulars	For the year ended March 31,2026	For the year ended March 31,2025
25 Other income		
Interest income of fixed deposit	7.93	34.46
Interest income on income tax refund	0.29	0.56
Interest income on security deposit	0.10	-
Income from operating lease (refer note 46)	12.90	12.60
Realised gain on assets measured at fairvalue through profit/loss	22.11	17.52
Unrealised gain on assets measured at fairvalue through profit/loss	17.80	18.75
Gain on lease termination	-	0.08
Other miscellaneous income	19.21	7.46
Foreign exchange gain	1.56	0.02
Total	81.90	91.45
26 Operating expenses		
Commission expenses	358.37	202.38
License fee	70.17	63.95
Other direct operating expenses	322.26	208.44
Payment gateway charges	12.99	11.21
Postage and courier charges	7.62	6.68
Total	771.41	492.66
27 Purchases of stock-in-trade		
Purchase of crypto token/hardware's	457.85	305.07
Total	457.85	305.07
28 Changes in inventories of stock-in-trade		
Stock in trade		
Opening stock:		
Crypto token/hardware	13.99	29.36
Closing stock:		
Crypto token/hardware	21.80	13.99
Total	(7.80)	15.37
29 Employee benefits expense		
Salaries, allowances and bonus	464.40	459.02
Contribution to provident and other funds [refer note 47]	12.49	13.22
Share based payment [refer note 48]	30.70	38.98
Gratuity [refer note 47]	21.88	7.02
Compensated absence [refer note 47]	2.91	2.31
Employee insurance expenses	20.57	18.69
Staff welfare expenses	42.65	39.14
Total	595.60	578.38
30 Finance costs		
Interest on term loans	-	-
Interest on lease liabilities	-	0.07
Interest on income tax	-	-
Interest dues to micro and small enterprises [refer note 42]	4.18	-
Other borrowing cost		
Others	-	-
Total interest on financial liabilities carried at amortised cost	4.18	0.07
Interest on delayed payment of statutory dues	11.51	0.20
Total	15.69	0.27



Particulars	For the year ended March 31,2026	For the year ended March 31,2025
31 Depreciation and amortisation expenses		
Amortisation on other intangible assets	77.52	68.24
Depreciation on Right-of-use assets	-	1.39
Depreciation on plant, property and equipment	81.94	82.72
Total	159.46	152.35
32 Other expenses		
Auditors' remuneration [refer note 32.1 below]	6.21	4.72
Business promotion and advertisements	63.10	61.29
Communication expenses	8.31	10.50
Contribution for corporate social responsibility expenses[refer note 43]	5.20	6.24
Power and fuel expenses	15.42	16.02
Fees rates and taxes	22.53	13.87
Information technology expenses	60.42	51.12
Insurance expenses	3.45	2.36
Legal and professional expenses	45.78	40.48
Office maintenance expense	23.51	24.12
Printing and stationary	1.60	1.52
Short term leases	13.69	15.44
Repair and maintenance		
-Plant and machinery	1.16	0.24
-others	6.51	7.37
Provision for doubtful debts	18.91	8.97
Bad debts written off #	21.71	-
Less: Charged to provision	(21.71)	-
Travelling and conveyance	42.29	36.77
Loss on sale of property, plant and equipment	0.72	0.12
Impairment/written off of assets	-	2.20
Miscellaneous expense	2.69	3.15
Total	341.50	306.50
# Does not include amount charged to provision of Rs. Nil (2025: Nil)		
32.1 Payment to statutory auditors		
As Auditor towards:		
Statutory audit	1.99	1.20
Tax audit	0.37	0.30
Other matters	3.85	3.22
	6.21	4.72



Notes forming part of the standalone financial statements

(All amounts are in INR million, unless otherwise stated)

Particulars	As at March 31,2026		As at March 31,2025	
33 Earnings per share				
Basic:				
Profit after tax	A	323.92	186.65	
Weighted average number of shares outstanding	B	8,28,11,707	8,28,11,707	
Basic earnings per share	A/B	3.91	2.25	
Diluted				
Profit after tax	A	323.92	186.65	
Weighted average number of shares outstanding	B	8,28,11,707	8,28,11,707	
Diluted earnings per share	A/B	3.91	2.25	

34 Statement of Compliance

The Financial statements are prepared in accordance with Indian Accounting Standards (Ind AS) [as notified under section 133 of the Companies Act, 2013 (the "Act")] read with rule 3 of the companies (Indian Accounting Standard) Rules, 2023], and other relevant provision of the Act.

35 Operating Cycle

As per the requirement of schedule III to the companies act 2013, the operating cycle has been determined at company level, as applicable.

36 Impairment of Assets

Company has analysed indications of impairment of assets. On the basis of assessment of internal and external factors, none of the assets has found indications of impairment of its assets.

37 Contractual commitments

Particulars	As at	
	March 31,2026	March 31,2025
a) Estimated amount of contracts remaining to be executed on capital account and not provided as on 31st March (Net of advances)	0.45	0.93
b) Other commitments i.e. non cancellable contractual commitments (i.e. cancellation of which will result in a penalty disproportionate to the benefits involved) as on 31st March	-	-
Total	0.45	0.93

38 Contingent Liabilities

Particulars	As at	
	March 31,2026	March 31,2025
(a) Claims not acknowledged as debts		
- Income tax Appeal [refer note (a) & (b)]	32.29	33.08
(b) Outstanding letters of credit	-	-
(c) Others [refer note (d)]	-	177.50
	32.29	210.58

(a) The company have filed writ petition (WP 52898/2019) which is pending with Honourable High Court of Karnataka against Commissioner of Income Tax Circle2(1)(2), Bangalore against their Assessment Order for the AY 2012-13 to levy income tax under section 143 r.w.s. 147 of Income Tax Act,1961 amounting to INR 32.29 (2025 32.29).

(b) The company have filed appeal against a TDS demand which is pending with the Income Tax Department ADDL/JCIT (A) of INR Nil (2025 0.79) for the assessment year 2018-19. During the year, the company received the order in favour.

(c) The company have 2 legal cases (March 31,2025: 2 cases) against the company in various courts in the country. In all these cases, we do not foresee any financial implications.

(d) Subsequent to change in the CCA guidelines for the issuance of digital signatures effective from July 15, 2024 the company has agreed to repurchase of unsold stock from the partners on sale of digital signatures under the new model. The estimated value of outflow over a period is around INR Nil (2025 177.50 million)

(e) On February 4, 2026, 3i Infotech Limited issued a disclosure to the Stock Exchanges. In the said disclosure, 3i Infotech Limited alleged criminal conspiracy arising from the purported fraudulent disinvestment of 3i Consumer Services Limited (now eMudhra Limited) and the alleged wrongful redemption of preference shares issued by eMudhra Limited and they have initiated necessary legal action. The estimated impact on the company was alleged to be more than Rs. 128 Crores plus interest and damages.

On the same date, i.e., February 4, 2026, eMudhra Limited issued a clarification to the Stock Exchanges strongly denying all allegations made by 3i Infotech Limited and stating that all allegations are without merit, besides being barred by limitation, and the Company intends to contest this matter through appropriate legal recourse.

On February 11, 2026, 3i Infotech Limited issued yet another disclosure to the Stock Exchanges, purportedly in response to the clarification issued by eMudhra Limited dated February 4, 2026 stating that the complaint had been filed based on a forensic audit report, and an independent legal opinion.

Based on these eMudhra has issued a legal notice dated 23rd April 2026 on 3i Infotech, It's CEO, it's Directors and Company Secretary indicating that all the claims are baseless and have been made without following appropriate legal procedures and asked 3i Infotech to withdraw all the allegations and indicating that if the allegation are not withdrawn appropriate legal proceeding including criminal defamation proceedings would be taken against the directors and officers of 3i Infotech Limited. There is no response from 3i Infotech Limited until date. In the opinion of the management, the allegations made by 3i Infotech Limited are baseless and there will not be any economic outflow from the company.

39 Contingent assets

Particulars	As at	
	March 31,2026	March 31,2025
Nil	-	-
Total	-	-



Notes forming part of the standalone financial statements

(All amounts are in INR million, unless otherwise stated)

40 Recent pronouncements

Ministry of Corporate Affairs ("MCA") notifies new standards or amendments to the existing standards under Companies (Indian Accounting Standards) Rules as issued from time to time.

In May 2025, MCA notified amendments to Ind AS 21 - The Effects of Changes in Foreign Exchange Rates, applicable w.e.f. April 1, 2025. The Company has reviewed the amendment and based on its evaluation has determined that it does not have any significant impact in its financial statements.

In August 2025, MCA notified the following amendments to:

Ind AS 1, Presentation of Financial Statements, applicable w.e.f. April 1, 2025 – The amendment relates to classification of liabilities as current or non-current and non-current liabilities with covenants. In the context of classifying a liability as current, it removes the requirement of existence of a right to defer settlement for at least 12 months after the reporting date and instead requires that the said right should exist on the reporting date and have substance. The amendment also introduces guidance on classification of liabilities with covenants. The Company has no impact of these amendments in its classification criteria of current and non-current liabilities.

Ind AS 7, Statement of Cash Flows and Ind AS 107, Financial Instruments: Disclosures, applicable w.e.f. April 1, 2025 – The amendment in Ind AS 7 requires to inform users of financial statements of the existence of supplier finance arrangements and explain the nature of the arrangements, the carrying amount of liabilities and the range of payment due dates. Ind AS 107 has been amended to add supplier finance arrangements as a factor that may cause concentration of liquidity risk. The Company has reviewed the amendment and based on its evaluation has determined that it does not have any significant impact in its financial statements.

Ind AS 12, International Tax Reform – Pillar Two Model Rules applicable immediately - The amendments provide a temporary mandatory relief from deferred tax accounting for top-up tax and disclose that they have applied the relief. This relief is immediate and applies retrospectively.

41 Foreign Exchange Exposure

Pursuant to the announcement of the ICAI requiring the disclosure of "Foreign Exchange Exposure", the major currency wise exposure has on 31st March 2026 is given below. (Previous year figures are shown in brackets).

Currency	Payable		Receivable		Unbilled Revenue	
	Foreign Currency	Indian Rupee Equivalent	Foreign Currency	Indian Rupee Equivalent	Foreign Currency	Indian Rupee Equivalent
USD	0.08	7.09	0.01	0.94	0.57	53.64
USD	-	-	(0.13)	(10.72)	(0.40)	(33.97)

Foreign Exchange Exposure towards contingent liability is Nil (2025: Nil)

42 The information regarding dues to Micro and Small Enterprises as required under Micro, Small & Medium Enterprises Development (MSMED) Act, 2006 as on 31st March 2026 is furnished below:

Particulars	2025-26	2024-25
a) The principal and the interest due thereon remaining unpaid as at 31st March:		
Principal *	68.06	28.79
Interest *	4.18	-
	72.24	28.79
b) The amount of interest paid by the Company in terms of section 16 of the Micro, Small and Medium Enterprises Development Act, 2006 along with the amount of the payment made to the supplier beyond the appointed day during the year ending 31st March		
Principal *	-	-
Interest *	-	-
c) The amount of interest due and payable for the period of delay in making payment (which have been paid but beyond the appointed day during the year) but without adding the interest specified under the Micro, Small and Medium Enterprises Development Act, 2006	-	-
d) The amount of interest accrued and remaining unpaid at the end of the reporting year ended 31st March	4.18	-
e) The amount of further interest remaining due and payable even in the succeeding years, until such date when the interest dues as above are actually paid to the small enterprise for the purpose of disallowance as a deductible expenditure under section 23 of the Micro, Small and Medium Enterprises Development Act, 2006	-	-

* The information as required to be disclosed pursuant under the Micro, Small and Medium Enterprises Development Act, 2006 (MSMED Act, 2006) has been determined to the extent such parties have been identified on the basis of information available with the Company

43 Corporate Social Responsibility (CSR)

Particulars	For the year ended March 31, 2026	For the year ended March 31, 2025
i) Amount required to be spent by the company during the year.	5.20	6.24
ii) Amount of expenditure incurred		
- on Construction activities	-	-
- on other activities*	6.48	7.95
iii) Shortfall at the end of the year	-	-
iv) Total of previous years shortfall	-	-
v) Details of related party transactions, e.g., contribution to a trust controlled by the company in relation to CSR expenditure as per relevant Accounting Standard	NA	NA
vi) Where a provision is made with respect to a liability incurred by entering into a contractual obligation, the movements in the provision	See note below	
vii) Reason for shortfall: Nil		
viii) Nature of CSR activities: Promotion of social health of society in large, promotion of education, employment and art.		

The Company has developed a CSR policy and also formed a CSR Committee in accordance with the requirements set out in section 135 of the Companies Act 2013. The areas of CSR activities are promoting education, promoting art and employment. The Company has spent an amount of INR 6.48 (2025: INR 7.95) towards the above CSR activities.

* Amount of expenditure incurred during the year, excludes an aggregate amount of INR 1.71, being the amount set off in FY 2025-2026 from the excess spent during FY 2024-2025. Excess spent of INR 3.00 (PY INR 1.71) is eligible for set off in future years are included in Other current assets.

Movement of CSR Provision

Particulars	As at	As at
	31st March 2026	31st March 2025
i) As at 1 April	-	-
ii) Additional provision / appropriation recognised during the year	5.20	6.24
iii) Less: Amount used during the year	(5.20)	(6.24)
iv) Less: Amount reversed during the year	-	-
v) As at 31 March	-	-



44 Trade receivables ageing Schedule

Trade receivables ageing as at March 31, 2026

Particulars	Outstanding for following periods from due date of payment					Total
	Less than 6 months	6 months - 1 year	1 - 2 years	2 - 3 years	More than 3 years	
(i) Undisputed Trade receivables – considered good	536.96	32.18	29.61	9.33	22.01	630.09
(ii) Undisputed Trade receivables – credit impaired	-	-	-	-	-	-
(iii) Undisputed Trade Receivables – considered doubtful	-	-	-	-	-	-
(iv) Disputed Trade Receivables considered good	-	-	-	-	-	-
(v) Disputed Trade Receivables considered doubtful	-	-	-	-	-	-
Total	536.96	32.18	29.61	9.33	22.01	630.09
Less: Allowance for expected credit loss						(8.20)
Total						621.89

Note: The above amount doesnot include unbilled revenue of INR 474.68 and Contract asset of INR Nil disclosed under note 8.

Trade receivables ageing as at March 31, 2025

Particulars	Outstanding for following periods from due date of payment					Total
	Less than 6 months	6 months - 1 year	1 - 2 years	2 - 3 years	More than 3 years	
(i) Undisputed Trade receivables – considered good	397.24	22.47	67.30	29.55	16.88	533.43
(ii) Undisputed Trade receivables – credit impaired	-	-	-	-	-	-
(iii) Undisputed Trade Receivables – considered doubtful	-	-	-	-	-	-
(iv) Disputed Trade Receivables considered good	-	-	-	-	-	-
(v) Disputed Trade Receivables considered doubtful	-	-	-	-	-	-
Total	397.24	22.47	67.30	29.55	16.88	533.43
Less: Allowance for expected credit loss						(11.00)
Total						522.43

Note: The above amount doesnot include unbilled revenue of INR 300.93 and Contract asset of INR Nil disclosed under note 8.

45 Trade payables Ageing Schedule

Trade payables ageing as at March 31, 2026

Particulars	Not due	Outstanding for following periods from due date of payment				Total
		Less than 1 year	1 - 2 years	2 - 3 years	More than 3 years	
Undisputed dues						
(i) MSME	35.93	8.22	-	2.30	21.61	68.06
(ii) Others	374.03	9.05	-	-	-	383.08
Disputed dues						
(i) Disputed dues - MSME	-	-	-	-	-	-
(ii) Disputed - Others	-	-	-	-	-	-
Total	409.96	17.27	-	2.30	21.61	451.14

Trade payables ageing as at March 31, 2025

Particulars	Not due	Outstanding for following periods from due date of payment				Total
		Less than 1 year	1 - 2 years	2 - 3 years	More than 3 years	
Undisputed dues						
(i) MSME	3.66	1.22	2.30	21.61	-	28.79
(ii) Others	133.23	19.74	0.18	-	-	153.15
Disputed dues						
(i) Disputed dues - MSME	-	-	-	-	-	-
(ii) Disputed - Others	-	-	-	-	-	-
Total	136.89	20.96	2.48	21.61	-	181.94



Notes forming part of the standalone financial statements

(All amounts are in INR million, unless otherwise stated)

46 Related Party Transactions

Disclosure related to subsidiary, associate and group companies

1 Particulars of subsidiary, associate and group companies :

Sl No	Name of the company	Relationship	Country	March 31, 2026	March 31, 2025
				% of shares held	
1	eMudhra (MU) Limited	Wholly owned Subsidiary	Mauritius	100%	100%
2	eMudhra Technologies Limited	Wholly owned Subsidiary	India	100%	100%
3	eMudhra Consumer Services Limited	Wholly owned Subsidiary	India	100%	100%
4	eMudhra INC	Wholly owned Subsidiary	USA	100%	100% *
5	eMudhra PTE Limited	Wholly owned Subsidiary	Singapore	100%	100% *
6	Taarav PTE Limited	Enterprises in which promoter group exercise significant influence	Singapore	NA	NA
7	eMudhra DMCC	Subsidiary Company	Dubai	100% *	100% *
8	eMudhra BV	Wholly owned Subsidiary	Netherlands	100%	100% *
9	PT eMudhra Technologies Indonesia	Subsidiary Company	Indonesia	60% ^	60% ^
10	eMudhra Kenya Limited	Step down subsidiary through "eMudhra DMCC"	Kenya	100% ^	100% ^
11	eMudhra employees stock option trust	Employee stock option trust	India	NA	NA
12	IKON Tech Services LLC	Step down subsidiary through "eMudhra Inc"	USA	51%	51%
13	Two95 International Inc.,	Step down subsidiary through "eMudhra Inc"	USA	94%	87%
14	Certinext Inc	Step down subsidiary through "eMudhra Inc"	USA	100%	100%
15	Cryptas International GmbH	Step down subsidiary through "eMudhra BV"	Austria	51%	NA
16	PrimeSign GmbH	Step down subsidiary of "Cryptas International GmbH"	Austria	51%	NA
17	Cryptas IT Security GmbH	Step down subsidiary of "Cryptas International GmbH"	Austria	51%	NA
18	Cryptas Deutschland GmbH	Step down subsidiary of "Cryptas International GmbH"	Germany	51%	NA
19	Cryptas Nordics AB	Step down subsidiary of "Cryptas International GmbH"	Sweden	51%	NA
20	European Trust Services GmbH	Associate of "Cryptas International GmbH"	Austria	49%	NA
21	Smart Craft Private Limited	Enterprises in which promoter group exercise significant influence	India	NA	NA
22	Cedar Grove Real Estates Private Limited	Enterprises in which promoter group exercise significant influence	India	NA	NA
23	Bluesky Infotech [Partnership firm]	Enterprises in which promoter group exercise significant influence	India	NA	NA
24	Lifeuno Ventures Private Limited	Enterprises in which promoter group exercise significant influence upto June 30, 2025.	India	NA	NA
25	Cyber Tech Systems and Software Ltd	Enterprises in which one of the Independent director exercise interest	India	NA	NA

* Including the shares held by wholly owned subsidiary company eMudhra (MU) Limited.

^ Including the shares held by wholly owned subsidiary company eMudhra DMCC.

2 Particulars of Promoters/key management personnel

Sl No	Name of the key management personnel		Relationship	Designation
	March 31, 2026	March 31, 2025		
1	V. Srinivasan	V. Srinivasan	Promoter	Executive Chairman and Director
2	Mythili Srinivasan	Mythili Srinivasan	Promoter Group	NA
3	Kaushik Srinivasan	Kaushik Srinivasan	Promoter Group	Whole Time Director (w.e.f 01.04.2026)
4	Arvind Srinivasan	Arvind Srinivasan	Promoter Group	NA
5	Venu Madhava	Venu Madhava	Whole Time Director	Executive Vice President - HR and legal
6	Ritesh Raj Pariyani	Ritesh Raj Pariyani	Key Managerial Personnel	Chief financial officer
7	Johnson Xavier	Johnson Xavier	Key Managerial Personnel	Company secretary and compliance officer
8	Lakshmi Kaushik	Lakshmi Kaushik	Relative of Promoter group	NA
9	Aishwarya Aravind	Aishwarya Aravind	Relative of Promoter group	NA



3 Transactions with Related Parties:

SI No	Nature of transaction	Related party	Transactions	
			2025-26	2024-25
1	Sales of products/services			
		Bluesky Infotech [Partnership firm]	57.28	21.00
		eMudhra PTE Limited	0.02	-
		eMudhra Kenya Limited	0.01	-
		eMudhra DMCC	0.03	-
		Lifeuno Ventures Private Limited	-	4.03
		eMudhra Consumer Services Limited	3.76	-
		Cyber Tech Systems and Software Ltd	0.13	0.26
2	Software licensing fees received			
		eMudhra Consumer Services Limited	119.42	33.78
		eMudhra INC	3.47	4.69
		eMudhra BV	0.39	0.22
		eMudhra PTE Limited	28.39	4.34
		eMudhra DMCC	11.25	28.90
		PT eMudhra Technologies Indonesia	5.79	-
		eMudhra Kenya Limited	(5.61)	5.69
		Smart Craft Private Limited	1.99	2.20
3	Purchase of products/services			
		Bluesky Infotech [Partnership firm]	164.72	88.64
		Smart Craft Private Limited	6.34	3.62
4	Software licensing fees paid			
		eMudhra Consumer Services Limited	37.86	38.41
		eMudhra Technologies Limited	25.84	25.55
		eMudhra PTE Limited	7.09	-
5	Borrowings/ (Repayment), net			
		eMudhra employees stock option trust	-	(2.81)
6	Investment			
		eMudhra INC	14.32	851.45
		eMudhra PTE Limited	75.63	-
		eMudhra BV	390.54	-
7	Commission paid			
		Bluesky Infotech [Partnership firm]	11.56	6.00
8	Rental income			
		eMudhra Technologies Limited	0.60	0.60
		eMudhra Consumer Services Limited	12.00	12.00
		Lifeuno Ventures Private Limited	0.30	-
9	Dividend paid			
		eMudhra employees stock option trust	1.71	2.33
10	Defined benefit liability acquired/(transferred)			
		eMudhra Consumer Services Limited	0.05	-
		eMudhra Technologies Limited	0.02	-

Note: Does not include fair value of employee stock options given to the employees of subsidiary companies.

4 Detailed transactions with Promoters/Key management personnel

SI No	Nature of transaction	Related party	2025-26	2024-25
1	Salary and allowances paid			
		Venu Madhava	7.14	6.33
		Ritesh Raj Pariyani	5.31	3.73
		Johnson Xavier	3.68	3.28
2	Dividend paid			
		V. Srinivasan	17.97	33.90
		Mythili Srinivasan	15.94	-
		Taarav PTE Limited	17.30	17.30
		Kaushik Srinivasan	1.16	1.16
		Lakshmi Kaushik	7.12	7.12
		Arvind Srinivasan	3.94	3.94
		Aishwarya Arvind	4.34	4.34
		Venu Madhava	0.05	0.08
		Ritesh Raj Pariyani#	0.00	-
		Johnson Xavier#	0.00	0.00

* Does not include post employment benefits and other long-term benefits based on actuarial valuation as this is done for the Company as a whole.

Amount is below the round off norm adopted by the company

The sitting fees paid to Non Executive Directors is INR 4.97 as at 31st March 2026 and INR 3.75 as on 31st March 2025 respectively.

The Board of Directors has approved the payment of commission at 1% on the Net profit to the Non Executive directors. The payment of commission are within the limit specified in section 198 of the Companies Act, 2013



5 Closing balances with Related Parties:

Sl No	Particulars	Related party	As at	
			March 31, 2026	March 31, 2025
1	Trade payable			
		eMudhra Consumer Services Limited	44.87	11.14
		eMudhra Technologies Limited	25.83	2.62
		Bluesky Infotech [Partnership firm]	104.01	-
		eMudhra PTE Limited	7.09	-
		Smart Craft Private Limited	-	1.89
2	Trade Receivables			
		eMudhra DMCC	-	5.29
		eMudhra PTE Limited	-	0.05
		eMudhra INC	-	4.44
		eMudhra Consumer Services Limited	74.77	-
		eMudhra Technologies Limited	0.05	-
		Bluesky Infotech [Partnership firm]	66.48	-
		eMudhra Kenya Limited	-	0.15
		eMudhra BV	-	0.21
		Lifeuno Ventures Private Limited	1.70	4.76
		Cyber Tech Systems and Software Ltd	-	0.16
3	Rental Deposit			
		eMudhra Consumer Services Limited	10.00	10.00
		eMudhra Technologies Limited	0.50	0.50
4	Unbilled revenue			
		eMudhra Consumer Services Limited	52.42	4.82
		eMudhra INC	3.47	0.18
		eMudhra BV	0.39	-
		eMudhra DMCC	11.25	23.80
		eMudhra Kenya Limited	-	5.64
		eMudhra PTE Limited	32.73	4.34
		PT eMudhra Technologies Indonesia	5.79	-
		Smart Craft Private Limited	1.99	2.20

Note: The Company's related Party transactions during the year ended March 31, 2026 and March 31, 2025 and the outstanding balances as at March 31, 2026 and March 31, 2025 are within its subsidiaries with whom the Company generally enters its transactions which are at arms length and in the ordinary course of business.



47 Disclosures under Indian Accounting Standard 19**a) Defined Contribution Plan**

The Company makes contribution to Provident fund, which is a defined contribution plan for its qualifying employees. The Company recognised Rs.14.36 (2025:Rs.15.68) towards Provident fund and Employee State Insurance contribution in the Statement of Profit and Loss. The contribution payable to this plan by the Company is at rates specified in the rules of this Scheme.

b) Post Retirement Benefit - Defined Benefit Plan

The Company provides gratuity to employees in India as per Payment of Gratuity Act, 1972. The Company has a Gratuity Scheme for its employees, which is a funded plan. Every year, the Company remits fund to the Gratuity Trust to the extent of shortfall of the assets over the fund obligations, which is determined through actuarial valuation. As per the Gratuity Scheme, gratuity is payable to an employee on the cessation of his employment after he has rendered continuous service for not less than five years in the Company. For every completed year of service or part thereof in excess of six months, the Company shall pay gratuity to an employee at the rate of fifteen days salary based on the last drawn wages as per the new labour code.

The following table summarises the components of net benefit expense recognised in the Statement of Profit & Loss and amounts recognised in the Balance Sheet and the movement in the net defined benefit obligation over the years as per Actuarial valuation are as follows :

Particulars	2025-26	2024-25
(i) Present Value of Defined Benefit Obligation		
Balance at the beginning of the year	49.74	40.63
Current service cost	7.59	6.17
Past service cost	12.89	-
Interest cost	3.09	2.57
Acquisition	0.07	-
Actuarial (gain)/loss	(2.82)	5.12
Benefits paid	(4.48)	(4.75)
Balance at the end of the year	66.08	49.74
(ii) Fair value of Plan Assets		
Balance at the beginning of the year	25.78	23.97
Expected return on plan assets	1.70	1.72
Contribution	7.40	4.67
Actuarial gain/(loss)	0.12	0.18
Benefits paid	(4.48)	(4.75)
Balance at the end of the year	30.52	25.78
(iii) Assets and liabilities recognised in the Balance Sheet		
Present value of defined benefit obligation	66.08	49.74
Present value of plan assets	30.52	25.78
Amount recognised as assets/(liability)	(35.56)	(23.96)
Recognised under:		
Non Current provision [Refer Note 18]	(35.56)	(23.96)
Current provision [Refer Note 18]	-	-
Total	(35.56)	(23.96)
(iv) Expenses recognised in the Statement of Profit and Loss		
Current service cost	7.59	6.17
Past service cost	12.89	-
Interest cost	3.09	2.57
Expected return plan assets	(1.70)	(1.72)
Total expenses	21.88	7.02
(v) Expenses recognised in the other comprehensive income		
Actuarial (gain)/loss	(2.82)	5.12
Return on Plan Assets	(0.12)	(0.18)
	(2.94)	4.94



(vi) Major Category of Plan Assets as % of total Plan Assets

Particulars	March 31, 2026	March 31, 2025
Insurer managed funds	100%	100%
(vii) Actuarial assumptions		
Discount rate	6.71%	6.54%
Salary growth	8.00%	10.00%
Mortality Rate	IALM (2012-14) Ultimate	IALM (2012-14) Ultimate
Attrition rate	Grade 2 - 18.00%	Grade 2 - 18.00%
	Grade 3 - 21.00%	Grade 3 - 21.00%
	Grade 4 - 21.00%	Grade 4 - 21.00%
	Grade 5 - 28.00%	Grade 5 - 28.00%

viii) Sensitivity Analysis**Defined benefit obligation**

Particulars	March 31, 2026	March 31, 2025
Discount Rate		
a. Discount rate - 100 basis points	68.47	51.74
a. Discount rate - 100 basis points impact (%)	3.61%	4.02%
b. Discount rate + 100 basis points	63.86	47.89
b. Discount rate + 100 basis points impact (%)	-3.36%	-3.71%
Salary increase rate		
a. Rate - 100 basis points	63.99	48.01
a. Rate - 100 basis points impact (%)	-3.16%	-3.49%
b. Rate + 100 basis points	68.23	51.52
b. Rate + 100 basis points impact (%)	3.25%	3.58%

(ix) Expected contribution to the fund for the year March 31, 2027 is INR. 14.93 (March 31, 2026 is INR 9.32)

Notes:

- 1) The discount rate is based on the prevailing market yields of Indian government securities as at the balance sheet date for the estimated term of the obligation.
- 2) Expected rate of return on plan assets is based on our expectation of the average long term rate of return expected on investment of the fund during the estimated term of the obligations.
- 3) The salary escalation rate is the estimate of future salary increase considered taking into account the inflation, seniority, promotion and other relevant factors.
- 4) Sensitivity analysis involves changing one key actuarial assumption at a time keeping the other assumptions constant. Sensitivity analysis has been carried out using the Direct Method by re-running the entire valuation model for the changed assumptions by using magnitude of variation of plus or minus 100 basis points.
- 5) No change in the method and assumptions used for preparing sensitivity analysis as compared to previous year
- 6) Maturity profile of the gratuity defined benefit obligation is given below

Expected Future Cashflows

Particulars	March 31, 2026	March 31, 2025
Year 1	14.93	9.32
Year 2	12.75	9.20
Year 3	10.87	8.12
Year 4	9.23	7.02
Year 5	8.15	6.00
Year 6-10	21.10	17.99
Above 10 years	6.99	6.34



Risk Characteristics of the Defined Benefit Plan**Investment risk**

For funded plans that rely on insurers for managing the assets, the value of assets certified by the insurer may not be the fair value of instruments backing the liability. In such cases, the present value of the assets is independent of the future discount rate. This can result in wide fluctuations in the net liability or the funded status if there are significant changes in the discount rate during the inter-valuation period.

Market Risk (Interest Rate)

Market risk is a collective term for risks that are related to the changes and fluctuations of the financial markets. The discount rate reflects the time value of money. An increase in discount rate leads to decrease in Defined Benefit Obligation of the plan benefits & vice versa. This assumption depends on the yields on the corporate/government bonds and hence the valuation of liability is exposed to fluctuations in the yields as at the valuation date.

Longevity Risk

The impact of longevity risk will depend on whether the benefits are paid before retirement age or after. Typically for the benefits paid on or before the retirement age, the longevity risk is not very material.

Actuarial Risk**Salary Increase Assumption**

Actual Salary increase that are higher than the assumed salary escalation, will result in increase to the Obligation at a rate that is higher than expected.

Attrition/Withdrawal Assumption

If actual withdrawal rates are higher than assumed withdrawal rates, the benefits will be paid earlier than expected. Similarly if the actual withdrawal rates are lower than assumed, the benefits will be paid later than expected. The impact of this will depend on the demography of the company and the financials assumptions.

Regulatory Risk

Any Changes to the current Regulations by the Government, will increase (in most cases) or Decrease the obligation which is not anticipated. Sometimes, the increase is many fold which will impact the financials quite significantly.

(c) Long Term Compensated Absences :

The Company has a Long Term Compensated Absence Scheme for its employees, which is a Non-Funded Scheme. The employees of the company are entitled to 18 days in a year and can maximum accumulate and carry forward to the extent of 18 days. The accumulated leaves are encashable on retirement, withdrawal, death and disability.


The following table summarises the components of net benefit expense recognised in the Statement of Profit & Loss and amount recognised in the Balance Sheet for the plan as furnished in the disclosure report provided by the Actuary :

Particulars	2025-26	2024-25
i) Expenses Recognised in the Statement of Profit & Loss :		
Net Expenses Recognised in the Statement of Profit & Loss	3.08	2.39
Less: Transferred to Operating expenses [refer note 26]	(0.17)	(0.08)
	2.91	2.31
ii) Amounts to be recognised in Balance Sheet :		
Liability recognised in Balance Sheet	7.47	6.52
iii) Actuarial Assumptions :		
Discount Rate	6.71%	6.54%
Rate of increase in compensation level	8.00%	10.00%

iv) Based on past experience, the Company does not expect all employees to take the full amount of accrued leave or require payment within the next 12 months. The following amounts reflect leave that is expected to be taken or paid within the next 12 months/beyond 12 months.

Particulars	2025-26	2024-25
Current leave obligations expected to be settled within the next 12 months	4.64	3.97
Leave obligations expected to be settled beyond 12 months	2.83	2.55
Total	7.47	6.52

Note: On November 21, 2025 the Government of India has notified the four new Labour Codes – The Code on Wages, 2019, The Industrial Relations Code, 2020, The Code on Social Security, 2020, and the Occupational Safety, Health and Working Conditions Code, 2020 consolidating 29 existing labour laws. The Company has assessed impact of these changes and to the extent applicable has made an incremental provision of INR 13.96 during the year ended March 31, 2026 towards the estimated impact of these changes. The above impact will be re-assessed and finalised based on the final rules as and when notified and industry practices. The company continues to monitor the finalization of Central and State Rules and clarification from the Government on the New Labour Codes and would provide appropriate accounting effect on the basis of such developments, as needed.



48 Share based payments

1. eMudhra ESOP Scheme 2016

The Company adopted "eMudhra ESOP Scheme 2016" to reward the employees including the employees of subsidiary companies for their performance and to motivate them to contribute to the growth and profitability of the Company. eMudhra ESOP Scheme 2016 is established with effect from the date on which it was approved by the Shareholder of the Company i.e., March 23, 2016 and shall continue to be in force until (i) its termination by the Board; or (ii) the date on which all of the options available for grant under the eMudhra ESOP Scheme 2016 have been granted and exercised. The objective of eMudhra ESOP Scheme 2016 is to reward the employees including the employees of subsidiary companies for their contribution to the successful operation of the Company and to provide an incentive for continued contribution to the success of the Company.

(i) Summary of Employee stock options granted under the plan:

Particulars	2025-26		2024-25	
	Number of ESOPs	Weighted Average exercise price	Number of ESOPs	Weighted Average exercise price
Opening Balance as at 1st April	13,34,000	5.00	15,93,650	5.00
Granted during the year	27,500	5.00	2,50,000	5.00
Exercised during the year	(7,19,875)	5.00	(4,82,775)	5.00
Forfeited during the year	-	5.00	(1,250)	5.00
Lapsed during the year	(4,875)	5.00	(25,625)	5.00
Closing balance as at 31st March	6,36,750	5.00	13,34,000	5.00
Vested and exercisable as at 31st March	3,24,000	-	7,21,875	-

(ii) ESOPs outstanding at the end of the year have the following expiry date and exercised prices:

Plan	Grant date	Expiry Date	Exercise Price	No of shares outstanding	
				March 31, 2026	March 31, 2025
ESOP	Various dates	4 years	5.00	6,36,750	13,34,000
Total				6,36,750	13,34,000

(iii) Expenses arising from share-based payments transaction

Total expenses arising from share-based payment transactions recognised in profit or loss as part of employees benefit expense were as follows:

Particulars	2025-26	2024-25
Total employee share-based payment expense	40.31	38.98
Employee share-based payment capitalised during the year	9.61	-

(iv) The fair value of options granted is estimated on the date of grant using the following assumptions

Particulars	2025-26
	Grant dated 04.07.2025
Dividend yield	1.25
Risk free interest rate (%)	6.06%
Volatility %	36.82%
Strike price	5.00
Fair value of the shares at the time of grant	746.05
Expected life of options	2.75

Particulars	2024-25		
	Grant dated 01.05.2024	Grant dated 30.10.2024	Grant dated 18.03.2025
Dividend yield	1.25	1.25	1.25
Risk free interest rate (%)	7.28%	6.83%	6.66%
Volatility %	37.51%	36.49%	37.20%
Strike price	5.00	5.00	5.00
Fair value of the shares at the time of grant	750.66	898.86	813.29
Expected life of options	2.75	2.75	2.75

The expected life of the ESOP is estimated based on the vesting term and contractual term of the ESOP, as well as expected exercise behaviour of the employee who receives the ESOP.

2. eMudhra Limited Employee Stock Option and Restricted Stock Unit Scheme 2025

The Company adopted "eMudhra Limited Employee Stock Option and Restricted Stock Unit Scheme 2025" to reward the employees including the employees of subsidiary companies for their performance and to motivate them to contribute to the growth and profitability of the Company. eMudhra Limited Employee Stock Option and Restricted Stock Unit Scheme 2025 is established with effect from the date on which it was approved by the Shareholder of the Company i.e., June 25, 2025 and shall continue to be in force until (i) its termination by the Company as per provisions of Applicable Laws; or (ii) the date on which all of the options available for issuance under Employee Stock Option/Restricted Stock Unit Scheme ("ESOPs/RUSUs") have been granted, vested and exercised whichever is earlier. The maximum number of shares into which these ESOPs/RUSUs will be converted would amount to 24,00,000 Equity Shares which is about 2.90% (0.48% RSUs and 2.42% ESOPs) of the current paid up equity share capital.

(i) Summary of Employee stock options granted under the plan: Nil



49 Financial Instruments

The carrying value and fair value of financial instruments by categories were as follows:

Particulars	Fair value hierarchy	As at March 31, 2026		As at March 31, 2025	
		FVTPL	Amortised cost	FVTPL	Amortised cost
Assets:					
Non Current					
(i) Investments	3	-	2,612.37	-	2,056.26
(ii) Other financial assets	3	-	173.03	-	16.43
Current					
(i) Investments	2	442.30	-	795.03	-
(ii) Trade receivables	3	-	621.89	-	522.43
(iii) Cash & cash equivalents	3	-	203.47	-	200.24
(iv) Other bank balances [other than (iii) above]	3	-	64.70	-	56.56
(v) Loans	3	-	0.36	-	0.35
(vi) Other financial assets	3	-	13.38	-	10.43
Total		442.30	3,689.20	795.03	2,862.70
Liabilities:					
Non Current					
(i) Lease liabilities	3	-	-	-	-
Current					
(i) Lease liabilities	3	-	-	-	-
(ii) Trade Payables	3	-	451.14	-	181.94
(iii) Other financial liabilities	3	-	92.35	-	74.10
Total		-	543.49	-	256.04

Fair value hierarchy

Level 1 - Level 1 hierarchy includes financial instruments measured using Quoted prices (unadjusted) in active markets for identical assets or liabilities.

Level 2 - Inputs other than quoted prices included within Level 1 that are observable for the asset or liability, either directly (i.e. as prices) or indirectly (i.e. derived from prices).

Level 3 - Inputs for the assets or liabilities that are not based on observable market data (unobservable inputs).




50 Ratios for the year ended March 31, 2026

Ratio	Numerator	Denominator	For the year ended March 31, 2026	For the year ended March 31, 2025	Variance %	Reason for major variance
Current Ratio	Current Assets	Current Liabilities	2.90	5.40	(46)	Decrease is on account of increase in liabilities (trade payables)
Debt equity Ratio	Total Debt	Shareholders Equity	-	-	-	The company does not have any outstanding debt in the current year.
Debt Service Coverage ratio	Earning for debt service = Net profit after taxes + Non-cash operating expenses like depreciation and other amortisations + Interest + other adjustments like loss on sale of PP&E.	Debt Service = Interest and principal repayments including lease payments.	-	-	-	The company does not have any outstanding debt in the current year.
Return on Equity Ratio	Net Income	Average Shareholder Equity	0.06	0.03	66	Improved in profitability due to increased business operations and related profitability.
Inventory Turnover Ratio	COGS	Average Inventory	24.33	13.05	86	Increase due to improved sales performance in crypto tokens and hardware.
Trade Receivables turnover ratio	Revenue from operations	Avg Accounts Receivable	4.70	4.10	14	No major variance
Trade Payables turnover ratio	Purchases of hardware	Avg Accounts payables	1.45	1.65	(12)	No major variance
Net capital turnover ratio*	Revenue from operations	Working Capital	4.73	3.55	33	Increase due to increased business operations and effective utilisation of working capital
Net profit ratio	Net Profit	Revenue from operations	0.12	0.09	31	Increase due to increased business of higher margin products
Return on Capital employed	EBIT (Earnings before interest and tax)	Capital Employed (Total Assets - Current Liabilities)	0.07	0.05	55	Increase due to increased business operations and higher margin products
Return on investment**	Net income	Cost of investment	0.07	0.08	(14)	No major variance

* The Working capital considered as denominator does not include cash and cash equivalents and current investments.

** Cost of investment considered as denominator includes fixed deposit made with banks and Net income considered as numerator includes interest earned on fixed deposits



51 Financial risk management**Risk management framework**

The Company's financial risk management is an integral part of how to plan and execute its business strategies. The Company's risk management policy is set by the Board. The Company's activities expose it to a variety of financial risks: credit risk, liquidity risk and market risk relating to foreign currency exchange rate. The Company's primary focus is to foresee the unpredictability of financial markets and seek to minimize potential adverse effects on its financial performance. A summary of the risks have been given below.

(i) Credit risk

Credit risk is the risk of financial loss to the Company if a customer or counterparty to a financial instrument fails to meet its contractual obligations, and arises principally from the Company's receivables from customers and other financial assets carried at amortised cost. Credit risk arises from cash held with banks and financial institutions, as well as credit exposure to clients, including outstanding accounts receivables and Security deposits. The exposure is limited to its carrying value.

(a) Trade and other receivables

The credit exposure of trade receivables is primarily on account of receivable from customers. The Company has a process in place to monitor outstanding receivables on a monthly basis.

The Company's exposure to credit risk for trade and other receivables by category is as follows:

Particulars	Carrying amount	
	As at March 31, 2026	As at March 31, 2025
Trade receivables (Gross)	630.09	533.43
Unbilled revenue	474.68	300.93
Contract assets	-	-
Less: Expected credit loss	(8.20)	(11.00)
	1,096.57	823.36

Following are the financial assets carried at amortised cost at the reporting date.

Particulars	As at March 31, 2026	As at March 31, 2025
Investments	2,612.37	2,056.26
Trade receivables	621.89	522.43
Cash and cash equivalents	203.47	200.24
Other Bank balances	64.70	56.56
Loans	0.36	0.35
Other financial assets	186.41	26.86
	3,689.20	2,862.71

(ii) Liquidity risk

Liquidity risk is the risk that the Company will not be able to meet its financial obligations as they become due. The Company manages its liquidity risk by ensuring, that it will always have sufficient liquidity to meet its liabilities when due. The Company's Management is responsible for liquidity and fund management.

The Company aims to maintain the level of its cash and cash equivalents at an amount in excess of expected cash outflows on financial liabilities over the next six months. The Company also monitors the level of expected cash inflows on trade receivables together with expected cash outflows on trade payables and other financial liabilities.

Following are the remaining contractual maturities of financial liabilities at the reporting date. The amounts are gross and undiscounted.

As at March 31, 2026

Particulars	within 12 months	1-5 Years	Total carrying amount
Trade payables	451.14	-	451.14
Lease liability	-	-	-
Other financial liabilities (excluding trade payables)	92.35	-	92.35
	543.49	-	543.49



As at March 31, 2025

Particulars	within 12 months	1-5 Years	Total carrying amount
Trade payables	181.94	-	181.94
Lease liability	-	-	-
Other financial liabilities (excluding trade payables)	74.10	-	74.10
	256.05	-	256.05

(iii) Market risk

Market risk is the risk that changes in market prices such as foreign exchange rates will affect the Company's income or the value of its holdings of financial instruments. The objective of market risk management is to manage and control market risk exposures within acceptable parameters, while optimising the return.

(iv) Foreign currency risk

Foreign currency risk is the risk that the fair value or future cash flows of a financial instrument will fluctuate because of changes in foreign exchange rate. The majority of the Company's assets are located in India and Indian rupee being the functional currency of the Company. The Company's exposure to the risk of changes in foreign exchange rates relates primarily to operating activities.

The Company's foreign currency payables and receivables are as follows:

Exposure to currency risk

The summary quantitative data about the Company's gross exposure to currency risk is as follows:

Particulars	As at March 31, 2026	As at March 31, 2025
	USD	USD
Payables	(0.08)	-
Receivables	0.58	0.53
Net Exposure	0.50	0.53

Sensitivity analysis:

A reasonably possible strengthening (weakening) of the INR, against USD would have affected the measurement of financial instruments denominated in foreign currency and affected equity and profit or loss by the amounts shown below. This analysis assumes that all other variables, in particular interest rates, remain constant and ignores any impact of forecasts sales and purchases.

Particulars	Impact on Profit & Equity	
	As at March 31, 2026	As at March 31, 2025
USD – Increase by 5%	2.37	2.23
USD – Decrease by 5%	(2.37)	(2.23)

(v) Capital Management

The Company's objectives when managing capital are to

- Safeguard their ability to continue as a going concern, so that they can continue to provide returns for shareholders and benefits for other stakeholders and
- Maintain an optimal capital structure to reduce the cost of capital.

The capital structure of the company is based on management's judgement of the appropriate balance of key elements in order to meet its strategic and day-to-day needs. We consider the amount of capital in proportion to risk and manage the capital structure in light of changes in economic conditions and the risk characteristics of the underlying assets. In order to maintain or adjust the capital structure, the company may adjust the amount of dividends paid to shareholders, return capital to shareholders or issue new shares.


The company's policy is to maintain a stable and strong capital structure with a focus on total equity so as to maintain investor, creditors and market confidence and to sustain future development and growth of its business. The company will take appropriate steps in order to maintain, or if necessary adjust, its capital structure.

The management monitors the return on capital as well as the level of dividends to shareholders. The company's goal is to continue to be able to provide return to shareholders.

Particulars	As at March 31, 2026	As at March 31, 2025
Net debt	-	-
Total equity	5,791.58	5,452.70
Net debt to equity ratio	-	-

52 Segment Information

The Company publishes Standalone financial statements along with Consolidated financial statements. In accordance with Ind AS 108 Operating segments, the Company has disclosed the segment information in the audited Consolidated financial statements. Accordingly, the segment information is given in the audited Consolidated financial statements of eMudhra Limited and its subsidiaries for the year ended 31st March 2026.



53 Details of benami property held

No proceedings have been initiated on or are pending against the company for holding benami property under the Benami Transactions (Prohibition) Act, 1988 (45 of 1988) and Rules made thereunder.

54 Borrowing secured against current assets

The company has no outstanding borrowings from banks and financial institutions on the basis of security of current assets.

55 Wilful defaulter

The company has not been declared as wilful defaulter by any bank or financial institution or government or any government authority.

56 Relationship with struck off companies

The company has no transactions with the companies struck off under Companies Act, 2013 or Companies Act, 1956.

57 Compliance with number of layers of companies

The Company has complied with the number of layers prescribed under the Companies Act, 2013.

58 Compliance with approved scheme(s) of arrangements

The Company has not entered into any scheme of arrangement which has an accounting impact on current or previous financial year.

59 Utilisation of borrowed funds and share premium

The Company has not advanced or loaned or invested funds to any other person(s) or entity(ies), including foreign entities (Intermediaries) with the understanding that the Intermediary shall:

a) Directly or indirectly lend or invest in other persons or entities identified in any manner whatsoever by or on behalf of the company (Ultimate Beneficiaries) or

b) provide any guarantee, security or the like on behalf of the ultimate beneficiaries

The Company has not received any fund from any person(s) or entity(ies), including foreign entities (Funding Party) with the understanding (whether recorded in writing or otherwise) that the company shall:

a) directly or indirectly lend or invest in other persons or entities identified in any manner whatsoever by or on behalf of the Funding Party (Ultimate Beneficiaries) or

b) provide any guarantee, security or the like on behalf of the ultimate beneficiaries

60 Undisclosed income

There is no income surrendered or disclosed as income during the current or previous year in the tax assessments under the Income Tax Act, 1961, that has not been recorded in the books of account.

61 Details of crypto currency or virtual currency

The Company has not traded or invested in crypto currency or virtual currency during the current or previous year.

62 Valuation of Property, Plant and Equipment

The Company has not revalued its property, plant and equipment (including right-of-use assets) during the current or previous year.

63 Title deeds of immovable properties not held in name of the company

The title deeds of immovable properties are held in the name of the company.

64 Registration of charges or satisfaction with Registrar of Companies

There are no charges or satisfaction which are yet to be registered with the Registrar of Companies beyond the statutory period.

65 Utilisation of borrowings availed from banks and financial institutions

The company has not availed any borrowings during the year from banks and financial institutions.

66 Dividend not recognised at the end of the reporting period

The directors have recommended a final dividend of INR 1.25 per share. [Represents absolute figure].

The proposed dividend is subject to approval of shareholders in the ensuing Annual General Meeting and if approved would result in cash outflow of approximately of Rs.103.51

See accompanying notes to the financial statements
As per our report of even date attached

For Suri & Co.,
Chartered Accountants
Firm Registration Number: 004283S

V. Natarajan V
Partner
Membership No: 223118



For and on behalf of the Board of Directors
of eMudhra Limited

V. Srinivasan

V Srinivasan
Executive Chairman and Director
DIN: 00640646

Pitesh
Pitesh Raj Pariyani
Chief Financial Officer



Venu Madhava
Whole time Director
DIN:06748204

Johnson Xavier
Company Secretary and
Compliance officer
Membership No. A28304

Place: Bengaluru
Date: May 06, 2026